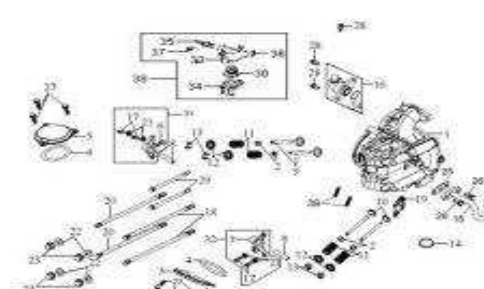
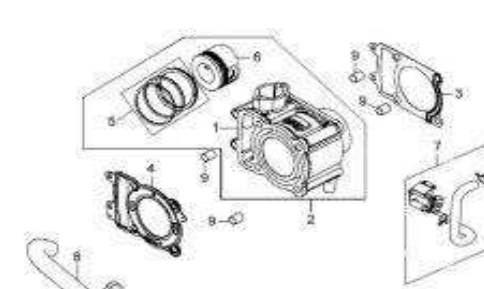
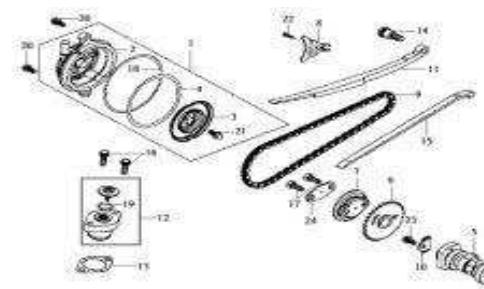
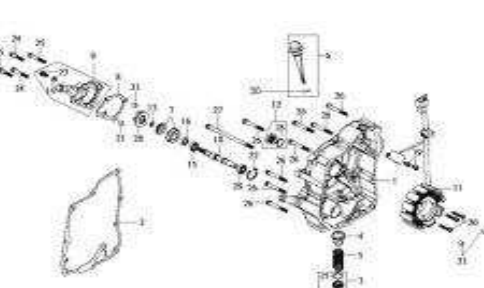
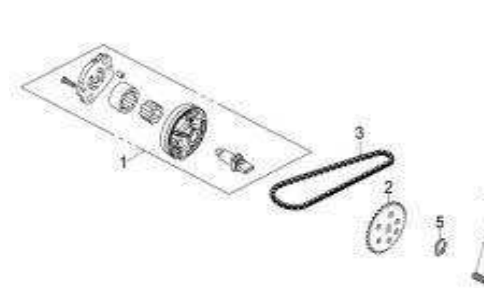
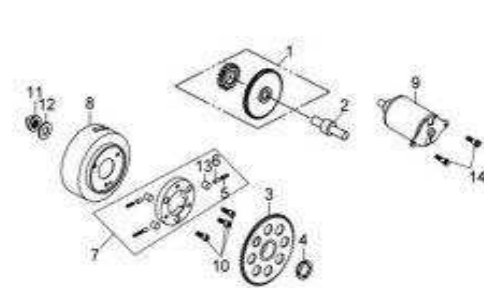
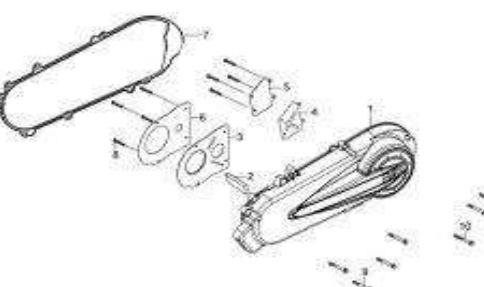
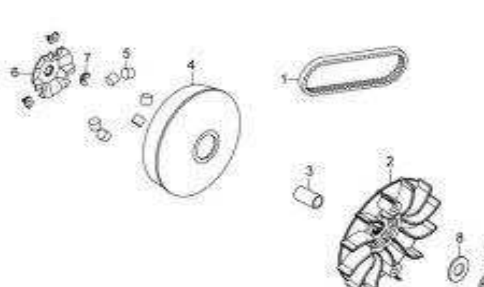
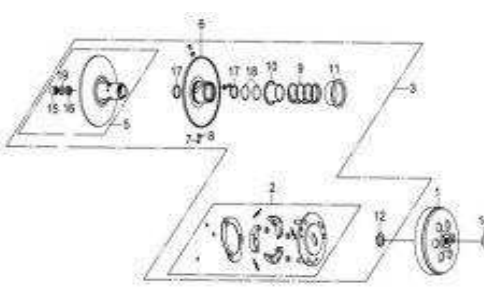
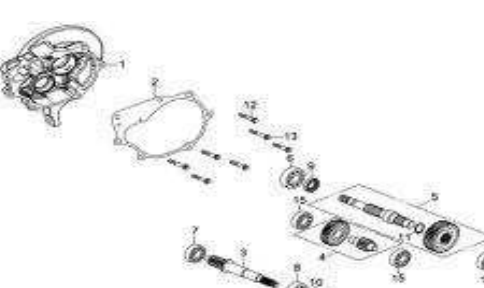
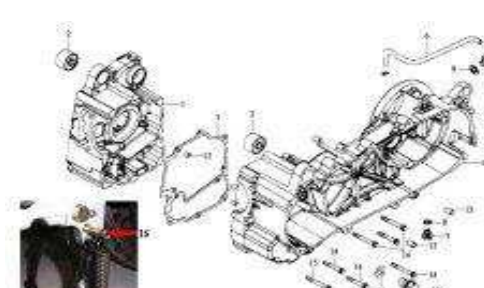
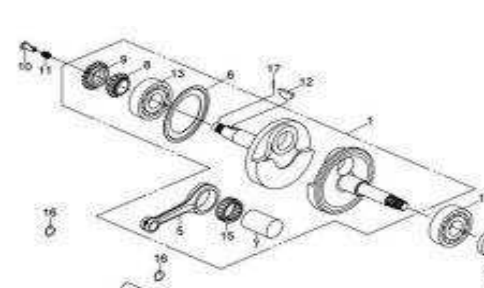


HD 200 PARTS CATALOG

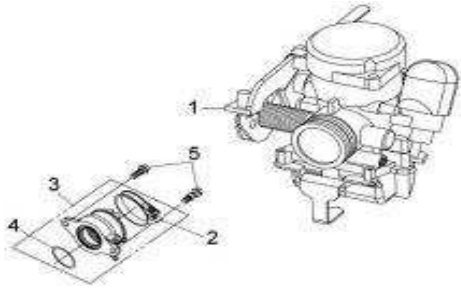
CONTENTS—ENGINE GROUP

E01 CYLINDER HEAD ASS'Y	E02 CYLINDER ASS'Y	E03 CYL. HEAD SIDE COVER ASSY
		
E04 R. CRANK CASE COVER	E05 OIL PUMP ASS'Y	E06 START. REDUCT. GEAR COMP
		
E07 L. CRANK CASE COVER	E08 MOVABLE DRIVE FACE ASS'Y	E09 DRIVEN PULLEY ASS'Y
		
E10 MISSION COVER COUNTER SHAFT	E11 R. CRANK CASE COMP.	E12 CRANK SHAFT COMP.
		

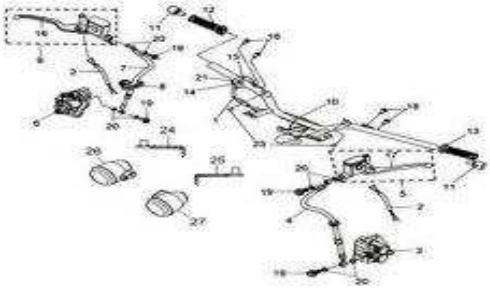
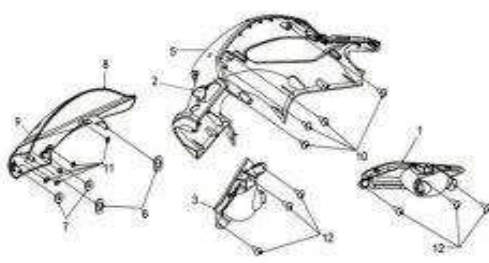
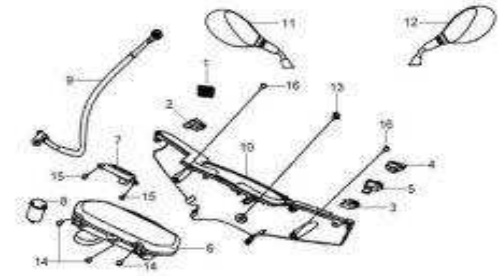
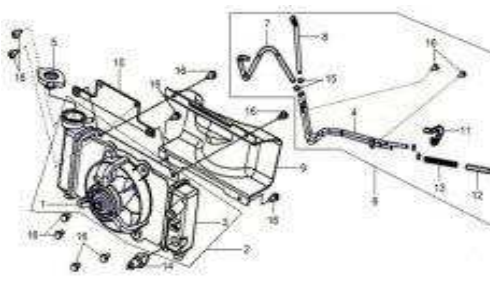
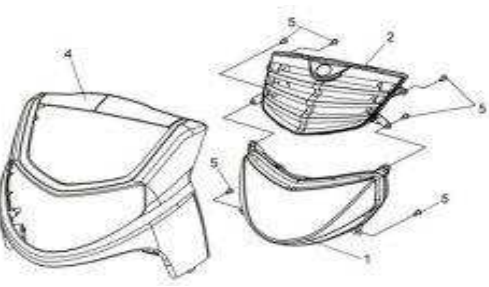
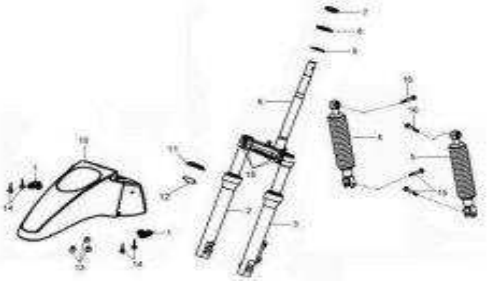

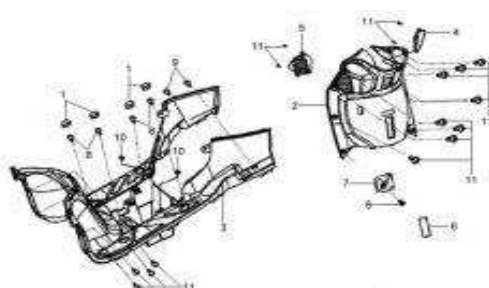
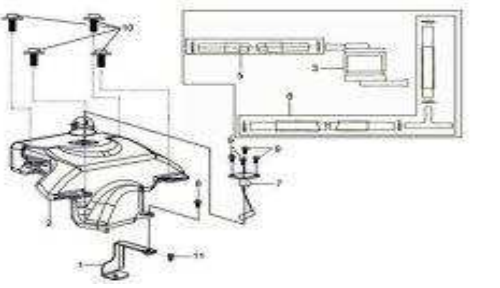
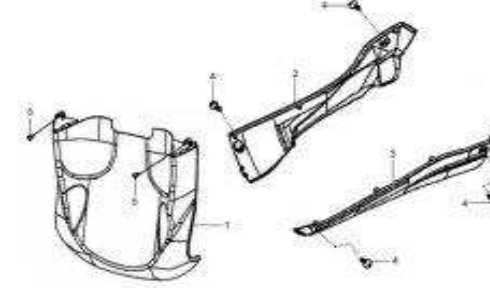
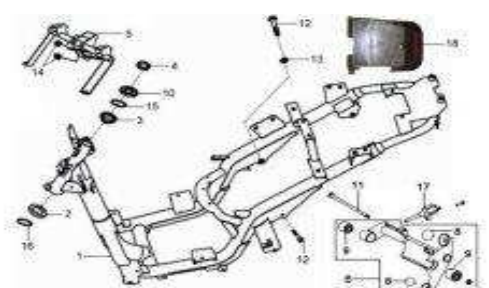
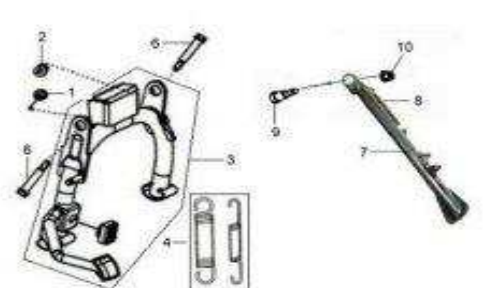
CONTENTS—ENGINE GROUP

E13

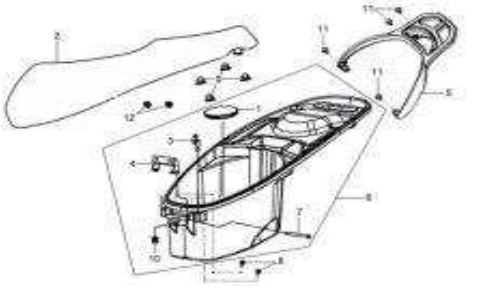
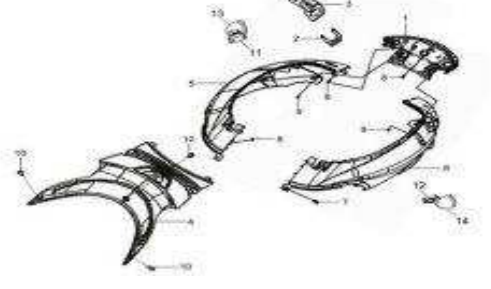
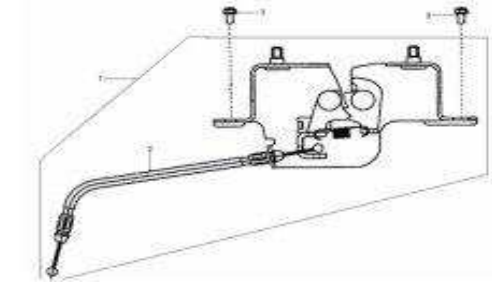
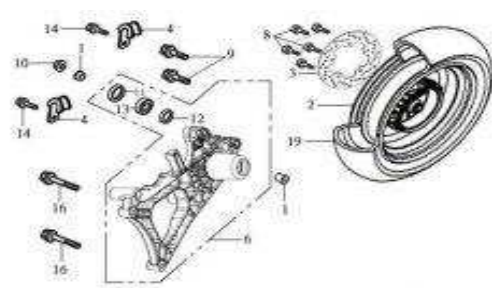
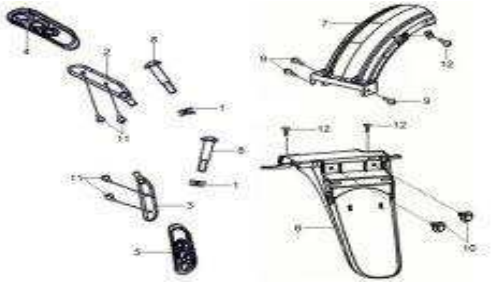
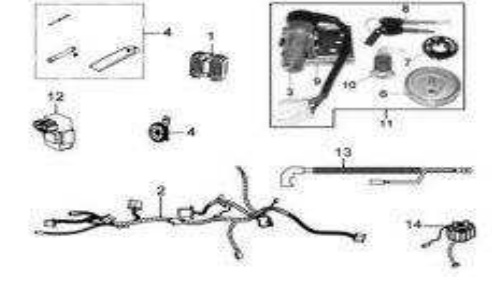
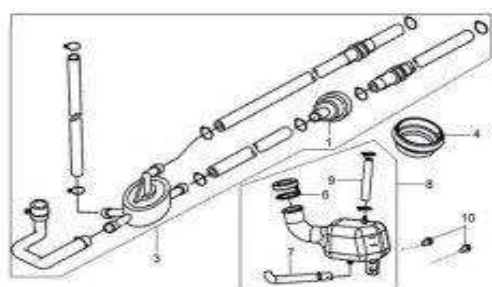
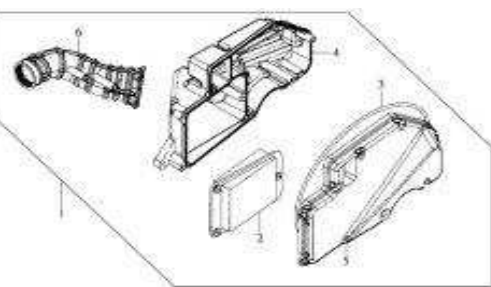

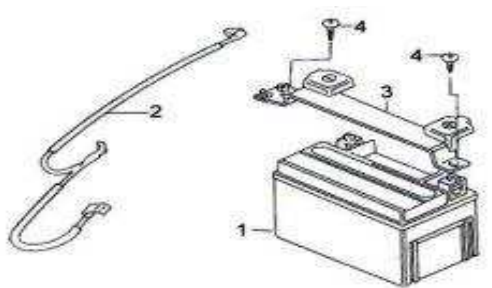
CARBURETOR ASS'Y

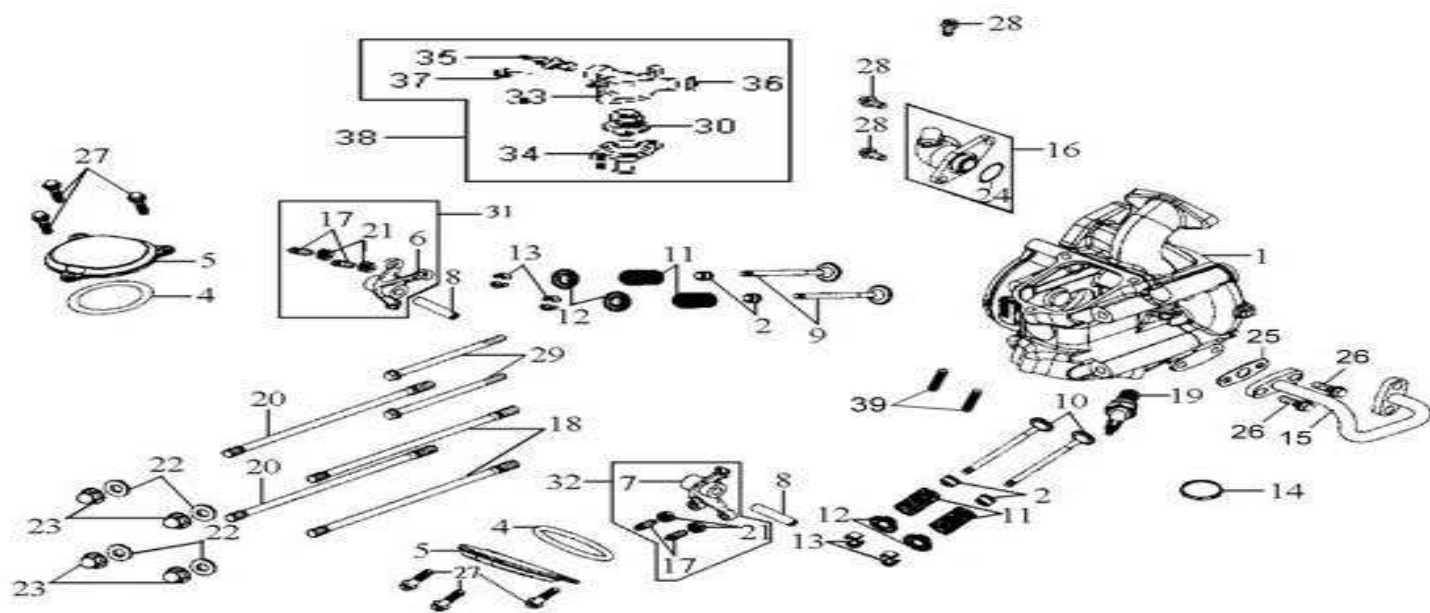


CONTENTS—FRAME GROUP

<p>F01 HANDLE STRG.& BRAKE SYSTEM</p> 	<p>F02 FR. HANDLE COVER & WINKER</p> 	<p>F03 SPEEDOMETER & BACK MIRROR</p> 
<p>F04 RADIATOR MOUNT</p> 	<p>F05 FR. COVER & FR. COVER</p> 	<p>F06 FR. CUSHION ASSY&FR. FENDER</p> 
<p>F07 FR. CAST WHEEL</p> 	<p>F08 INNER BOX & FLOOR PANEL</p> 	<p>F09 FUEL TANK</p> 
<p>F10 FR. UNDER SPOILER & SIDE COVER</p> 	<p>F11 FRAME BODY</p> 	<p>F12 MAIN STAND</p> 

CONTENTS—FRAME GROUP

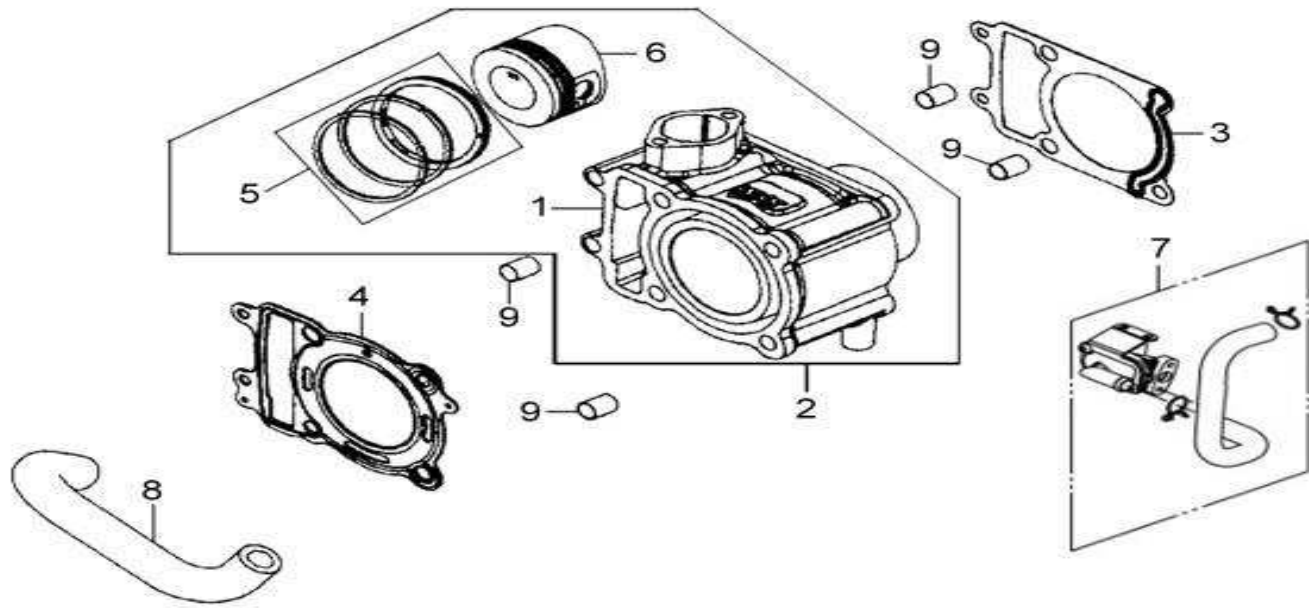
<p>F13 DOUBLE SEAT & LUGGAGE BOX</p> 	<p>F14 BODY COVER</p> 	<p>F15 SEAT CATCH ASSY</p> 
<p>F16 RR. CAST WHEEL</p> 	<p>F17 STEP BAR & RR. FENDER</p> 	<p>F18 WIRE HARNESS & TOOL SET</p> 
<p>F19 RESERVE TANK & STRAINER ASS'Y</p> 	<p>F20 AIR/C ASS'Y</p> 	<p>F21 EXHUST MUFFLER</p> 
<p>F22 BATTERY</p> 		



REF NO	PART NUMBER	PART CODE	DESCRIPTION
1	HD-E1-01	12200-HHA-000	CYLINDER HEAD COMP-----
2	HD-E1-02	12209-H6B-900	VALVE STEM SEAL-----
4	HD-E1-04	12362-H9A-000	TAPPET ADJ.HOLE CAP GASKET -----
5	HD-E1-05	12361-H9A-000	TAPPER ADJ. HOLE CAP -----
8	HD-E1-08	14451-H6B-000	IN. ROCKER ARM SHAFT -----
9	HD-E1-09	14711-H9A-000	INLET VALVE -----
10	HD-E1-10	14721-H9A-000	EXHAUST VALVE -----
11	HD-E1-11	14751-H6B-000	VALVE OUTER SPRING -----
12	HD-E1-12	14771-H6B-000	VALVE SPRING RETAINER -----
13	HD-E1-13	14781-M9Q-000-A	VALVE COTTER SET(1SET/4PCS) -----
14	HD-E1-14	18291-H9A-000	EXHAUST PIPE GASKET -----
15	HD-E1-15	18647-HHA-000	AIR PIPE COMP -----
16	HD-E1-16	1931A-H9A-000	THERMOSTAT CASE PIPE ASSY -----
18	HD-E1-18	90031-HLK-000	CYL. STUD BOLT A -----
19	HD-E1-19	1PCR8E-3	PLUG CR8E -----
20	HD-E1-20	90032-HLK-000	CYLINDER STUD BOLT B-----
23	HD-E1-23	90443-HLK-000	CAP NUT 9MM-----
24	HD-E1-24	91301-KV7-671-M1	O-RING 14.8X1.9-----
25	HD-E1-25	18654-N14-000	AIR PIPE GASKET-----
29	HD-E1-29	96001-06095-08	SH FLANGE BOLT 6X95-----
30	HD-E1-30	19300-H01-000	THERMOSTAT ASSY.-----
31	HD-E1-31	1443A-H9A-000	IN. VALVE ROCKER ARM ASSY -----
32	HD-E1-32	1444A-H9A-000	EX. VALVE ROCKER ARM ASSY -----
33	HD-E1-33	19310-KV7-900	THERMOSTAT CASE COMP -----
34	HD-E1-34	19315-HHA-000	THERMOSTAT COVER-----
35	HD-E1-35	37750-PC1-004	THERMO UNIT ASSY(sensor)-----
36	HD-E1-36	91301-KV7-671-M1	O-RING 14.8X1.9 -----
38	HD-E1-38	1930A-HHA-000	THERMOSTAT CASE ASSY -----
39	HD-E1-39	90032-M92-300	SPECIAL STUD BOLT 32MM -----

E02

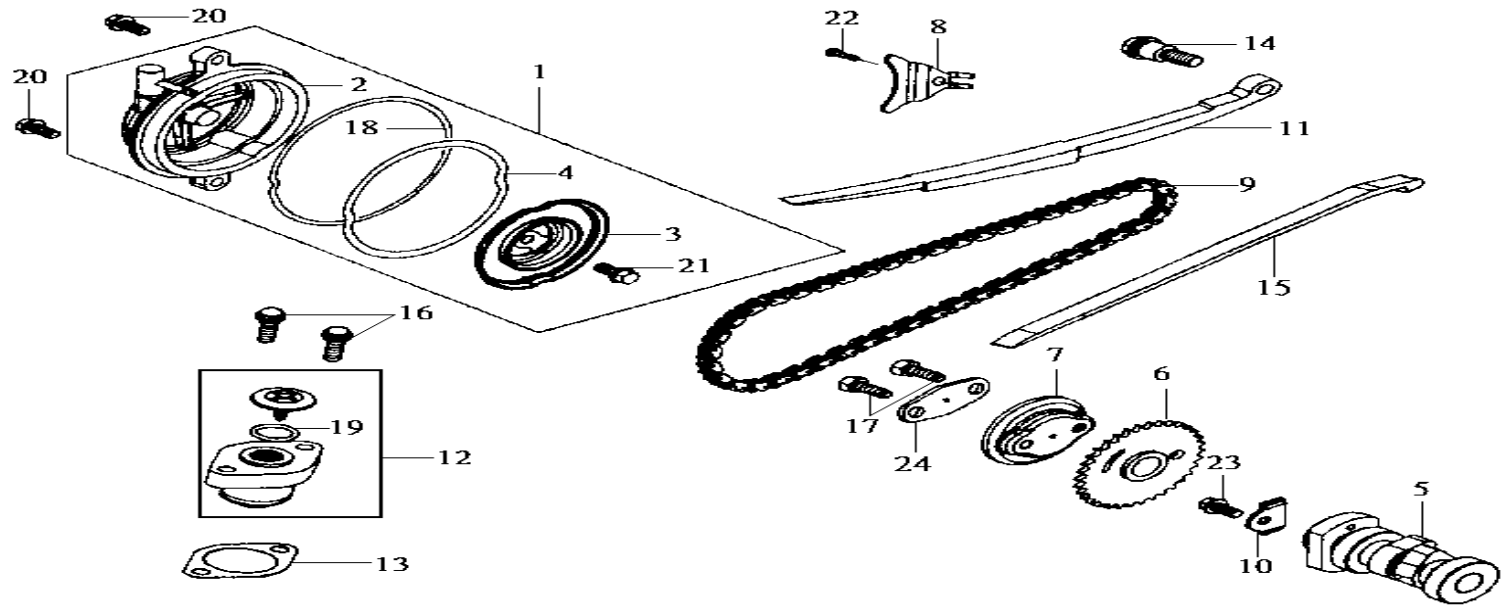
CYLINDER ASS'Y



REF NO	PART NUMBER	PART CODE	DESCRIPTION	PRICE
1	HD-E2-01	12100-HHA-000	CYLINDER COMP-----	
2	HD-E2-02	12100-HHA-000-A	CYLINDER ASSY -----	
3	HD-E2-03	12191-HLK-000	CYLINDER GASKET -----	
4	HD-E2-04	12251-HLK-010	CYLINDER HEAD GASKET -----	
5	HD-E2-05	13010-HLA-000	PISTON RING SET -----	
6	HD-E2-06	13101-HLK-000	PISTON -----	
7	HD-E2-07	18600-HHA-000	REED VALVE ASSY -----	
8	HD-E2-08	19502-H9A-000	WATER HOSE B -----	

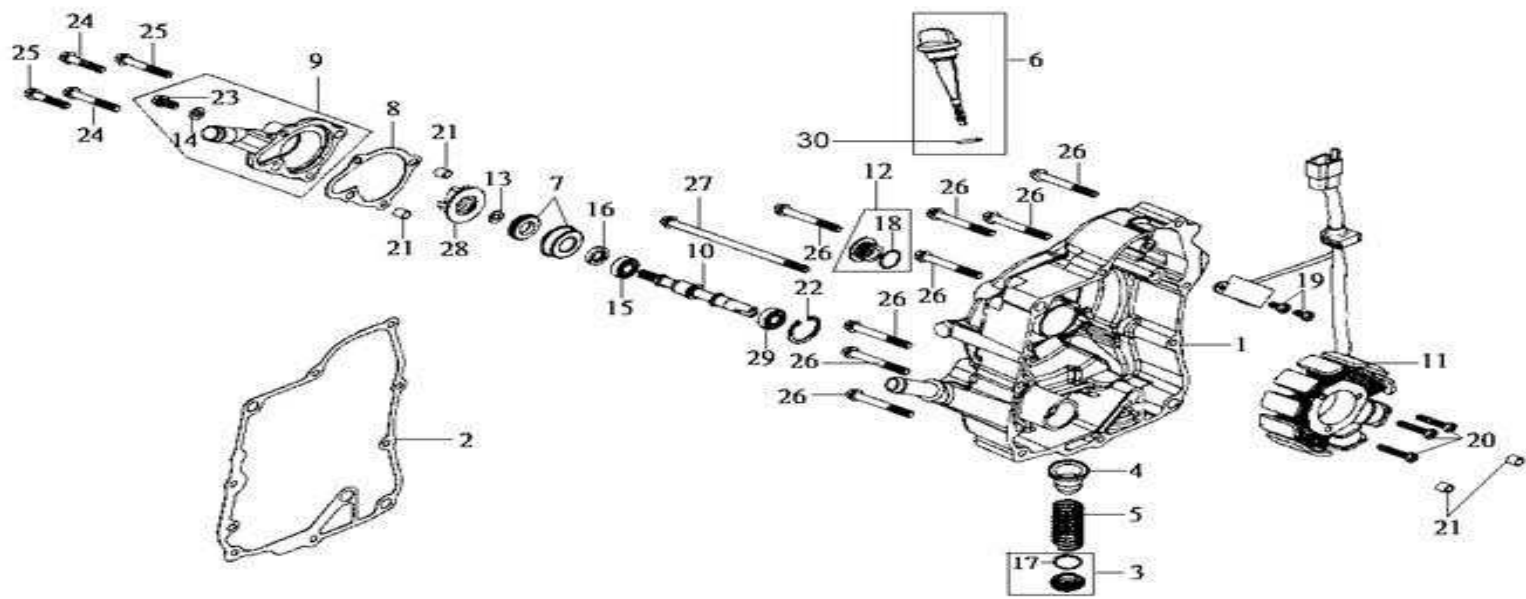
E03

CYL. HEAD SIDE COVER ASSY



REF NO	PART NUMBER	PART CODE	DESCRIPTION	PRICE
1	HD-E3-01	12300-H9A-000	CYL. HEAD SIDE COVER ASSY -----	
4	HD-E3-04	12351-M36-000	O-RING 64X3.5MM -----	
5	HD-E3-05	14100-H9A-000	CAM SHAFT COMP -----	
6	HD-E3-06	14105-A31-000	CAM SPROCKET -----	
7	HD-E3-07	14108-M36-000	CENTRIFUGAL DISK -----	
8	HD-E3-08	14151-H9A-000	CAM CHAIN SET PLATE -----	
9	HD-E3-09	1C14401-M92-000	CAM CHAIN(SCR0404SVX94)(D.I.D) -----	
10	HD-E3-10	14457-H9A-000	CAM SHAFT SETTING PLATE -----	
11	HD-E3-11	14510-H9A-000	CAM CHAIN TENSIONER -----	
12	HD-E3-12	14520-M9Q-000	TENSIONER LIFTER ASSY -----	
13	HD-E3-13	14523-M9Q-000	TENSIONER LIFTER GASKET -----	
15	HD-E3-15	14610-KV7-900	CAM CHAIN GUIDE COMP(#4007 -----	
18	HD-E3-18	91301-B06-000	O-RING 75X2.5 -----	

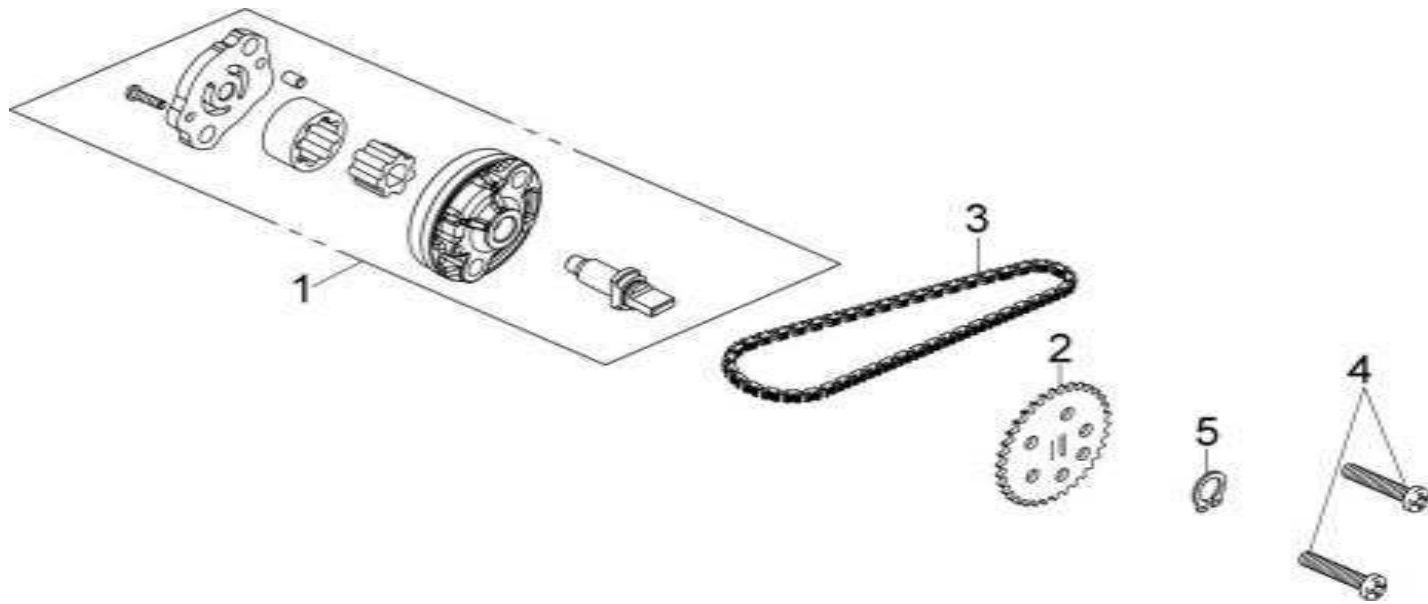
R. CRANK CASE COVER



REF NO	PART NUMBER	PART CODE	DESCRIPTION	PRICE
1	HD-E4-01	11330-HHA-000	R. CRANK CASE COVER -----	
2	HD-E4-02	11394-H9A-000	R. CRANK CASE COVER GASKET -----	
3	HD-E4-03	1236A-V02-000	TAPPET ADJ HOLE CAP ASSY -----	
4	HD-E4-04	15421-M9Q-000	OIL FILTER SCREN -----	
5	HD-E4-05	15426-M9Q-000	OIL FILTER SCREWS PG. -----	
6	HD-E4-06	1565A-HHA-000	OIL LEVEL GAUGE ASSY -----	
7	HD-E4-07	19217-H9A-300	MECHANICAL SEAL -----	
8	HD-E4-08	19229-H9A-000	WATER PUMP GASKET -----	
9	HD-E4-09	1922A-HLA-000	WATER PUMP COVER ASSY -----	
10	HD-E4-10	19231-KJ9-010	WATER PUMP SHAFT -----	
11	HD-E4-11	31120-H9A-001	STATOR COMP -----	
12	HD-E4-12	9008A-H9A-000	A.C.G. CAP ASSY 14MM -----	
15	HD-E4-15	91001-KJ9-005	RADIAL BALL BRG.6901 -----	
16	HD-E4-16	91205-KF0-003	OIL SEAL 12X20X5 -----	
22	HD-E4-22	94520-26000	CIRCLIP IN 26MM -----	
28	HD-E4-28	19215-HLA-000	WATER PUMP IMPELLER -----	
29	HD-E4-29	96100-60000-00	RADIAL BALL BRG. 6000CM -----	
30	HD-E4-30	91307-M8Q-000	O-RING 18X3 -----	

E05

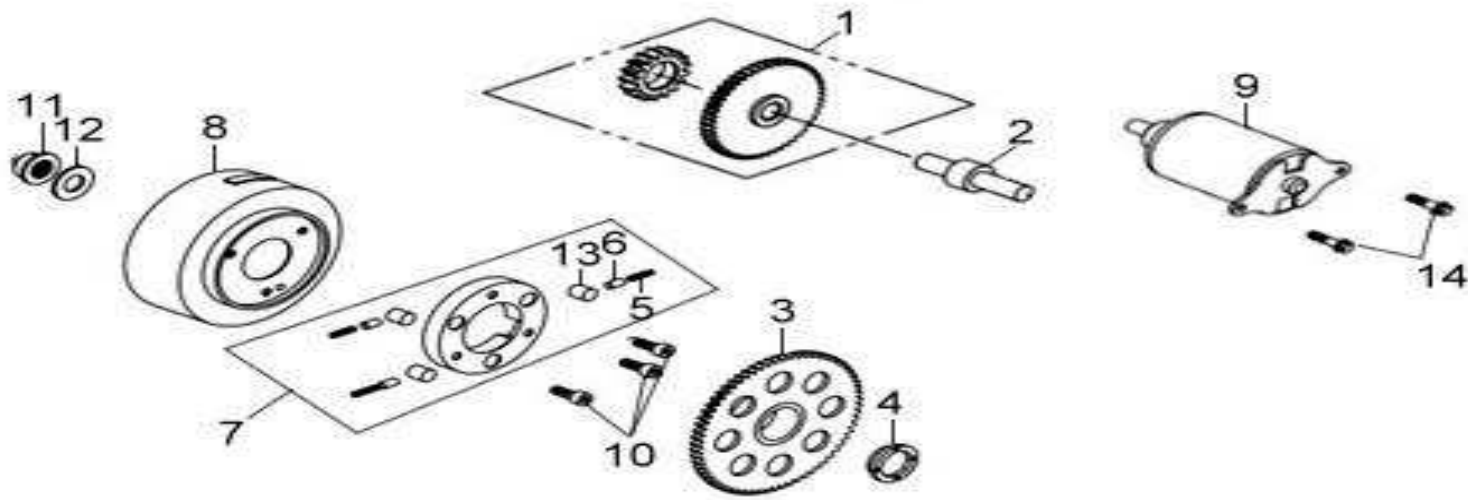
OIL PUMP ASS'Y



REF NO	PART NUMBER	PART CODE	DESCRIPTION	PRICE
1	HD-E5-01	15100-H9A-000	OIL PUMP ASSY -----	
2	HD-E5-02	15133-KM1-000	OIL PUMP DRIVEN SPROCKET -----	
3	HD-E5-03	1C15141-V01-003	OIL PUMP CHAIN 25-46 -----	
5	HD-E5-05	94510-10000	CIR CLIP 10MM -----	

E06

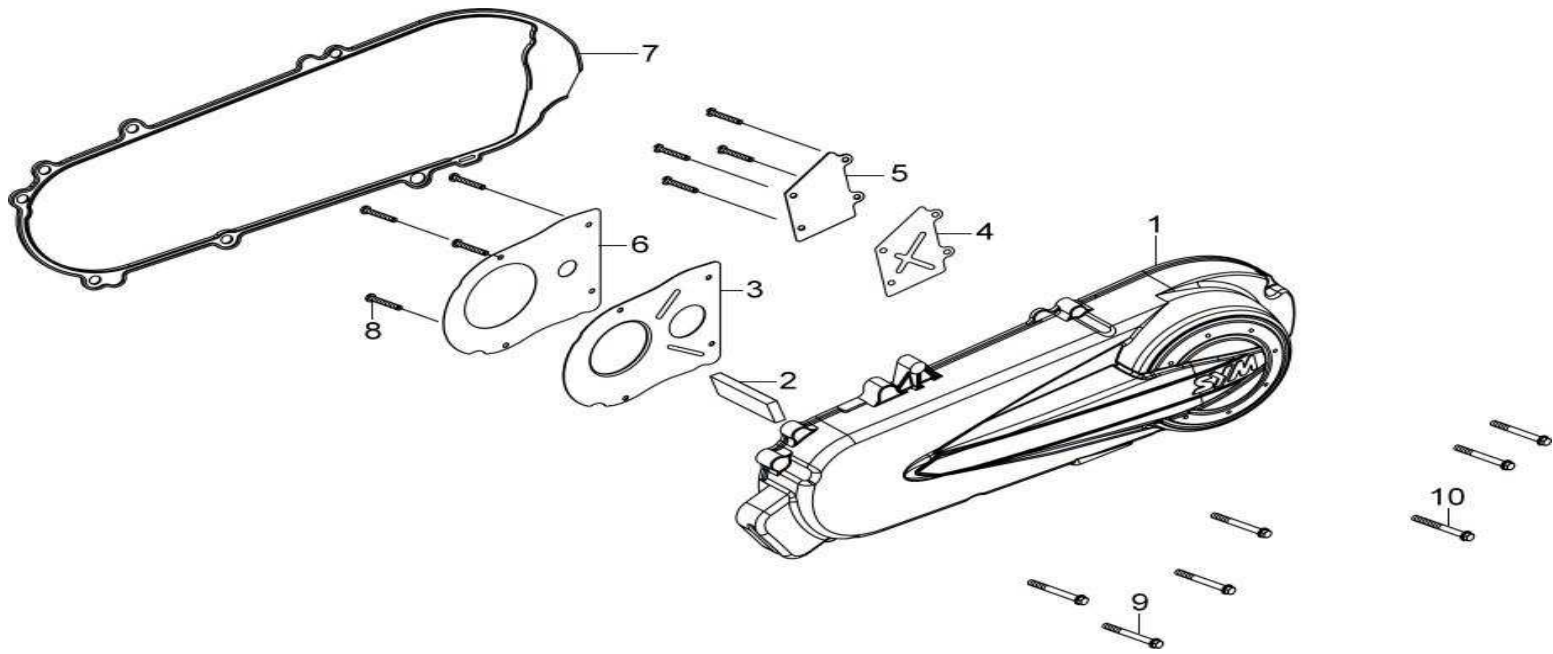
START. REDUCT. GEAR COMP



REF NO	PART NUMBER	PART CODE	DESCRIPTION	PRICE
1	HD-E6-01	28100-H9A-000	STARER RED.GEAR COMP -----	
2	HD-E6-02	28102-H9A-000	STARTER RED.GEAR SHAFT -----	
3	HD-E6-03	28110-H9A-000	STARTING CLUTCH GEAR COMP -----	
4	HD-E6-04	28115-H9A-000	START.DRIVEN GEAR COLLAR -----	
7	HD-E6-07	2812A-V01-000	START.CLUTCH OUTER ASSY -----	
8	HD-E6-08	31110-HLB-000	FLYWHEEL COMP -----	
9	HD-E6-09	31200-HLA-000	START MOTOR ASSY. -----	
11	HD-E6-11	90201-KR8-751-M1	FLANGE NUT 14MM -----	
12	HD-E6-12	90401-KJ9-000	THRUST WASHER 14X28X2 -----	

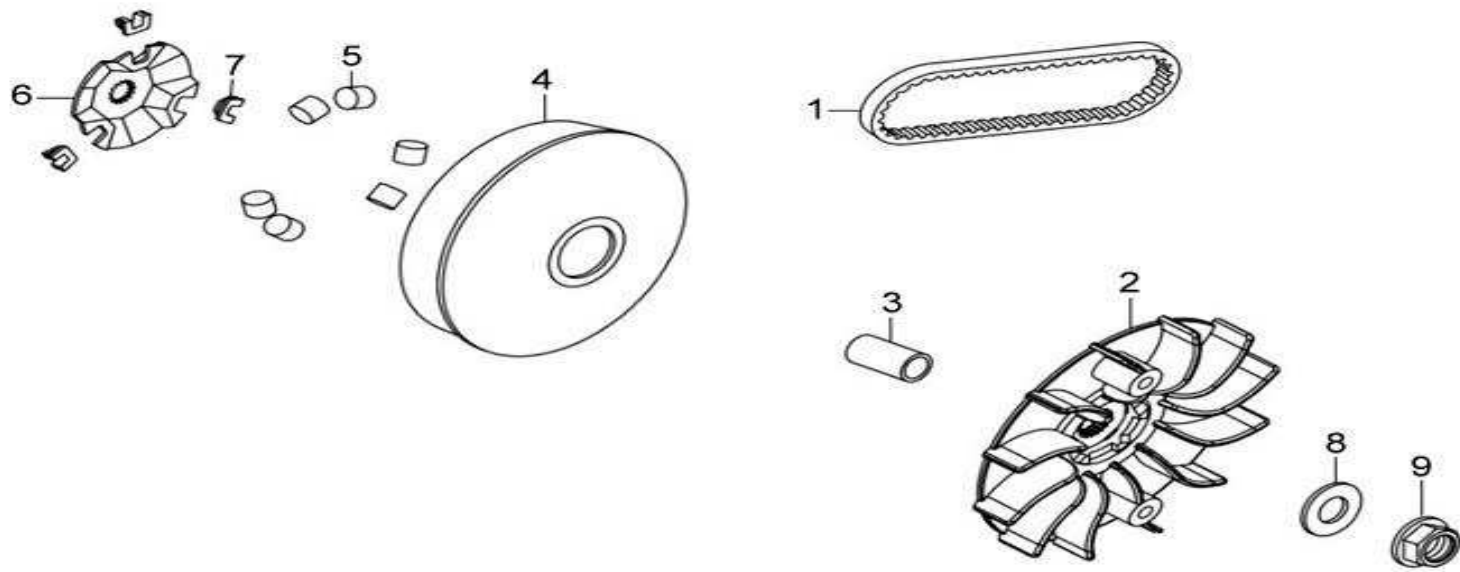
E07

L. CRANK CASE COVER



REF NO	PART NUMBER	PART CODE	DESCRIPTION
1	HD-E7-01	11341-HHA-010	L CRANK CASE COVER -----
2	HD-E7-02	11344-HHA-000	LEFT COVER ELEMENT -----
7	HD-E7-07	11395-HHA-000	L. COVER GASKET -----

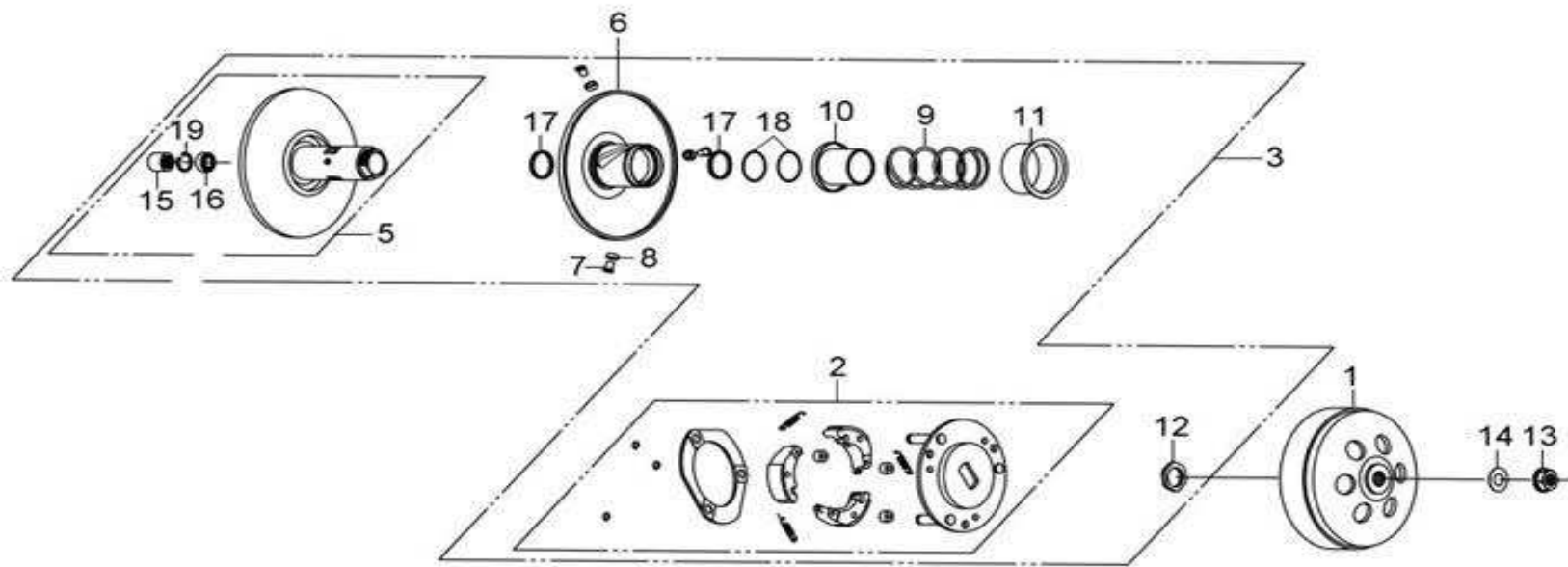
MOVABLE DRIVE FACE ASS'Y



REF NO	PART NUMBER	PART CODE	DESCRIPTION
1	HD-E8-01	1B01HHA01	DRIVE BELT 929.7X18.7X28 -----
2	HD-E8-02	22102-RA1-000	DRIVE FACE -----
3	HD-E8-03	22105-H9A-000	DRIVE FACE BOSS -----
4	HD-E8-04	22110-RA1-010	MOVABLE DRIVE FACE COMP -----
5	HD-E8-05	22121-HHA-000-A	WEIGHT ROLLER SET(16G) -----
6	HD-E8-06	22131-H9A-000	RAMP PLATE -----
7	HD-E8-07	22132-HLA-000-A	SLIDE PIECE SET -----
8	HD-E8-08	90201-KR8-751-M1	FLANGE NUT 14MM -----
9	HD-E8-09	90401-KJ9-000	THRUST WASHER 14X28X2 -----

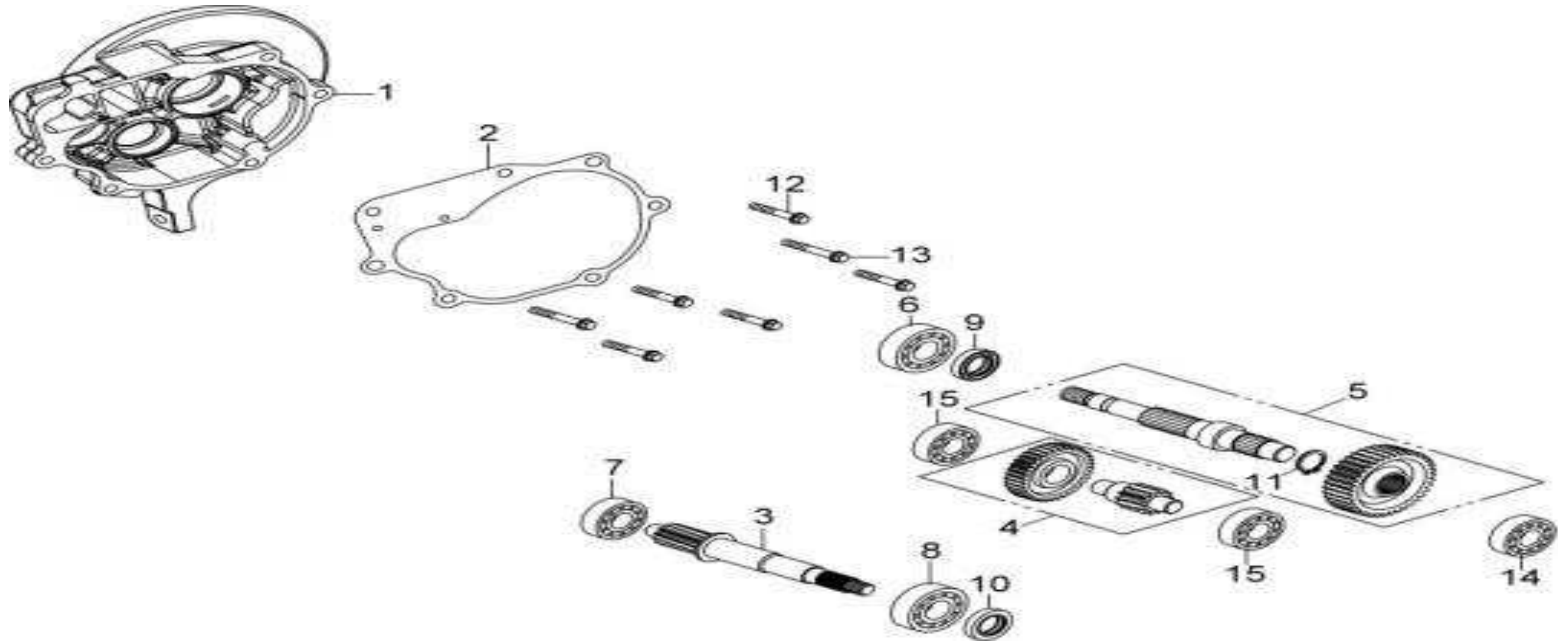
E09

DRIVEN PULLEY ASS'Y

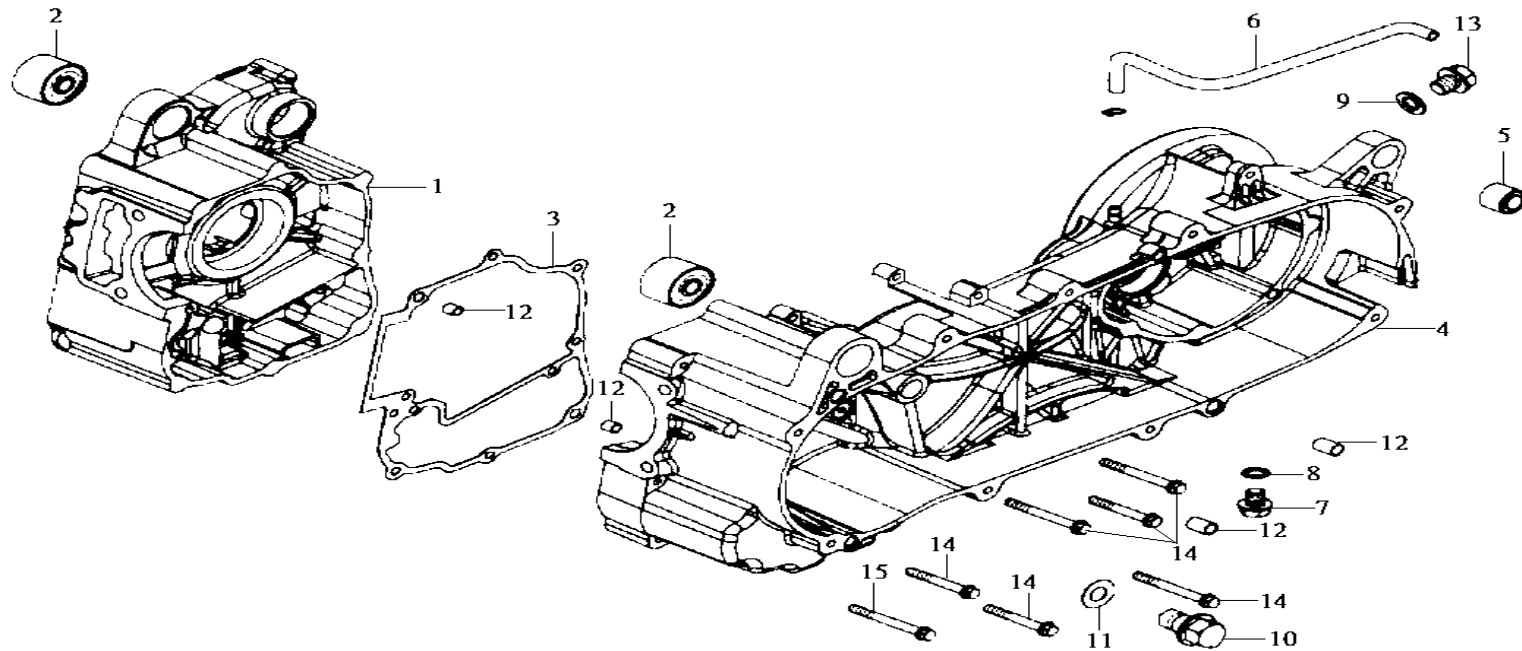


REF NO	PART NUMBER	PART CODE	DESCRIPTION	PRICE
1	HD-E9-01	22101-KV7-900	CLUTCH OUTER	
3	HD-E9-03	23010-H93-000	DRIVEN PULLEY ASSY	
12	HD-E9-12	90202-M9Q-000	SPECIAL NUT 28MM	
13	HD-E9-13	90201-KR8-751-M1	FLANGE NUT 14MM	
14	HD-E9-14	90441-KV7-900	WASHER 12.2X29X2.5	

MISSION COVER COUNTER SHAFT



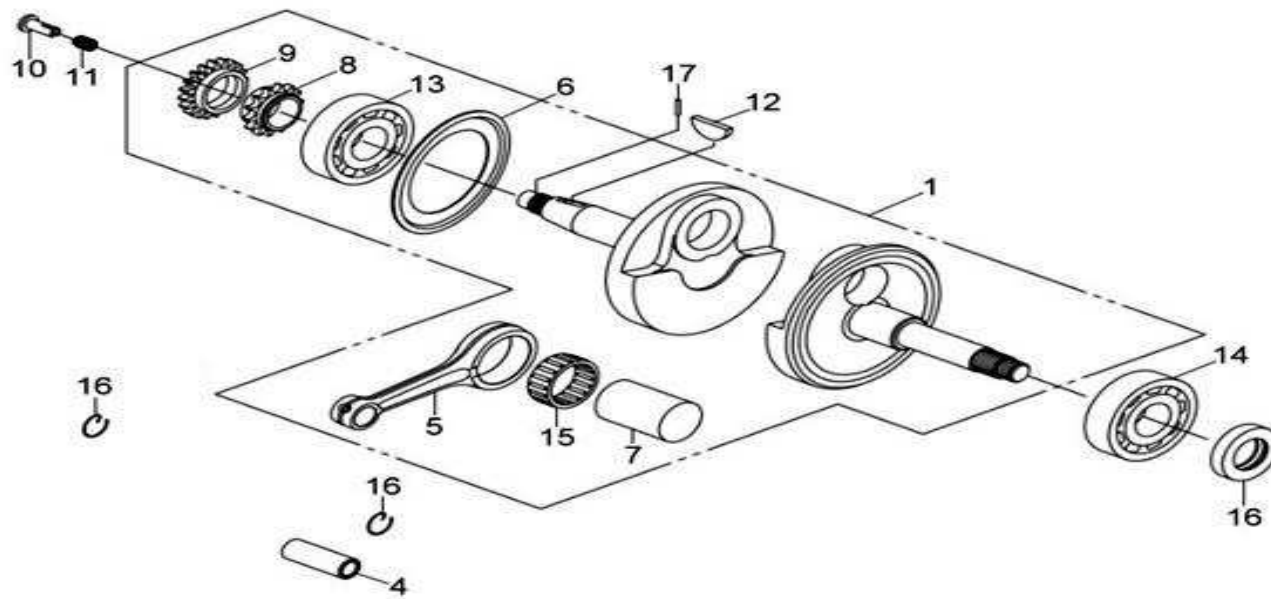
REF NO	PART NUMBER	PART CODE	DESCRIPTION	PRICE
1	HD-E10-01	21200-HHA-010	MISSION COVER	
2	HD-E10-02	21395-HHA-000	MISSION COVER GASKET	
3	HD-E10-03	23411-HHA-000	DRIVE SHAFT	
4	HD-E10-04	23420-HHA-010	COUNTER SHAFT COMP	
5	HD-E10-05	2343A-HHA-010	FINAL SHAFT ASSY	
6	HD-E10-06	91001-HHA-000	RADIAL BALL BRG. 6005ZZ	
7	HD-E10-07	91003-M8Q-000	RADIAL BALL BRG.CSB301JR2	
8	HD-E10-08	91104-KN7-670	RADIAL BALL BRG CSB204JR2	
9	HD-E10-09	91201-HHA-300	OIL SEAL 32*47*7	
10	HD-E10-10	91202-M9Q-300	OIL SEAL 20X32X6	
11	HD-E10-11	94510-22000	CLIP 22MM	
14	HD-E10-14	96100-62033-10	RAD.BRG.BALL	
15	HD-E10-15	96100-63013-00	RAD.BALL.BRG 6301T C3	



REF NO	PART NUMBER	PART CODE	DESCRIPTION	PRICE
1	HD-E11-01	11100-HHA-000	R. CRANK CASE COMP	
2	HD-E11-02	11102-H9A-300	ENG. HANGER RUB. BUSH	
3	HD-E11-03	11191-H9A-000	CRANK CASE GASKET	
4	HD-E11-04	11200-HHA-010	L. CRANK CASE COMP	
5	HD-E11-05	11203-M9Q-300	RR.CUSHION RUBBER BUSH	
7	HD-E11-07	90103-M9Q-000	SPECIAL BOLT 8MM	
8	HD-E11-08	90474-M9Q-000	WASHER 8X17	
9	HD-E11-09	90481-M9Q-000	PLAIN WASHER 10.2MM	
10	HD-E11-10	92800-12000	DRAIN PLUG BOLT 12MM	
11	HD-E11-11	94109-12000	DRAIN PLUG WASHER 12MM	
13	HD-E11-13	95701-10012-08	FLANGE BOLT 10X12	

E12

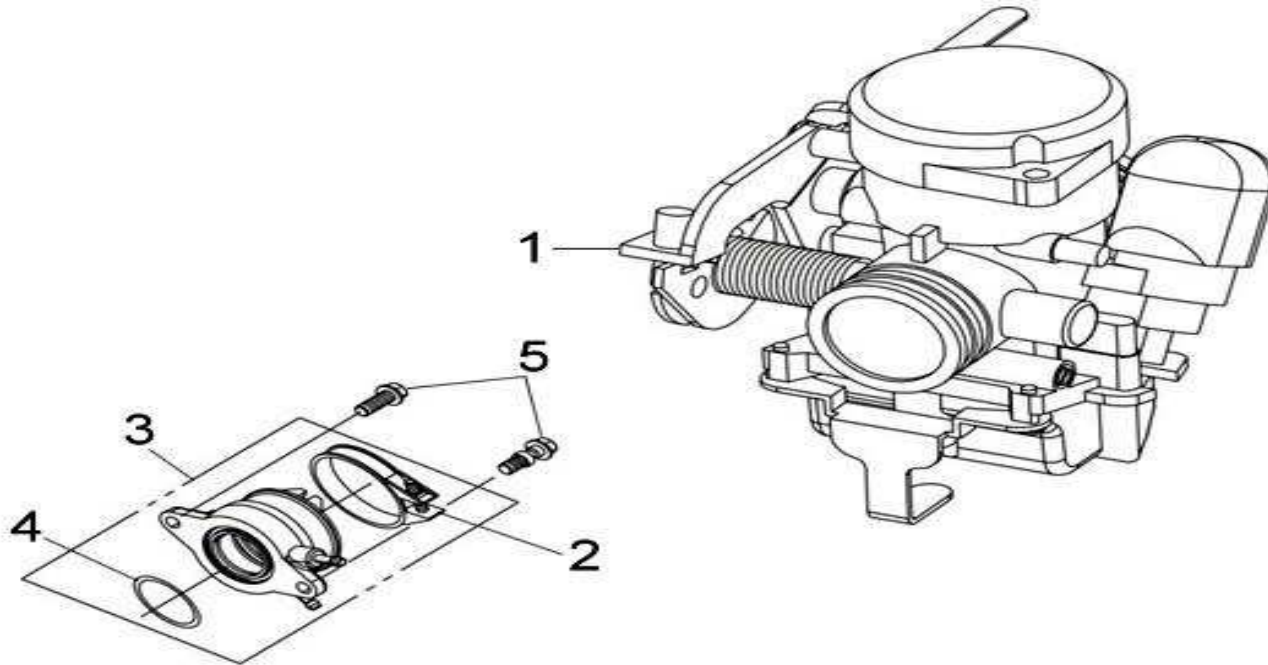
CRANK SHAFT COMP.



REF NO	PART NUMBER	PART CODE	DESCRIPTION
1	HD-E12-01	13000-HHA-000	CRANK SHAFT COMP
4	HD-E12-04	13111-M4Q-000	PISTON PIN 15X43M/M
10	HD-E12-10	15441-149-000	OIL THROUG
12	HD-E12-12	90701-HB6-010	WOODRUFF KEY 25X14X4
14	HD-E12-14	91002-H9A-000	BALL BRG. TMB3/28X2JR2V4
15	HD-E12-15	91101-HLA-000	NEEDLE BRG. PK30X38X13.8X1
16	HD-E12-16	91261-415-003	OIL SEAL 25X40X8
18	HD-E12-18	94601-15000	PISTON PIN CLIP 15MM

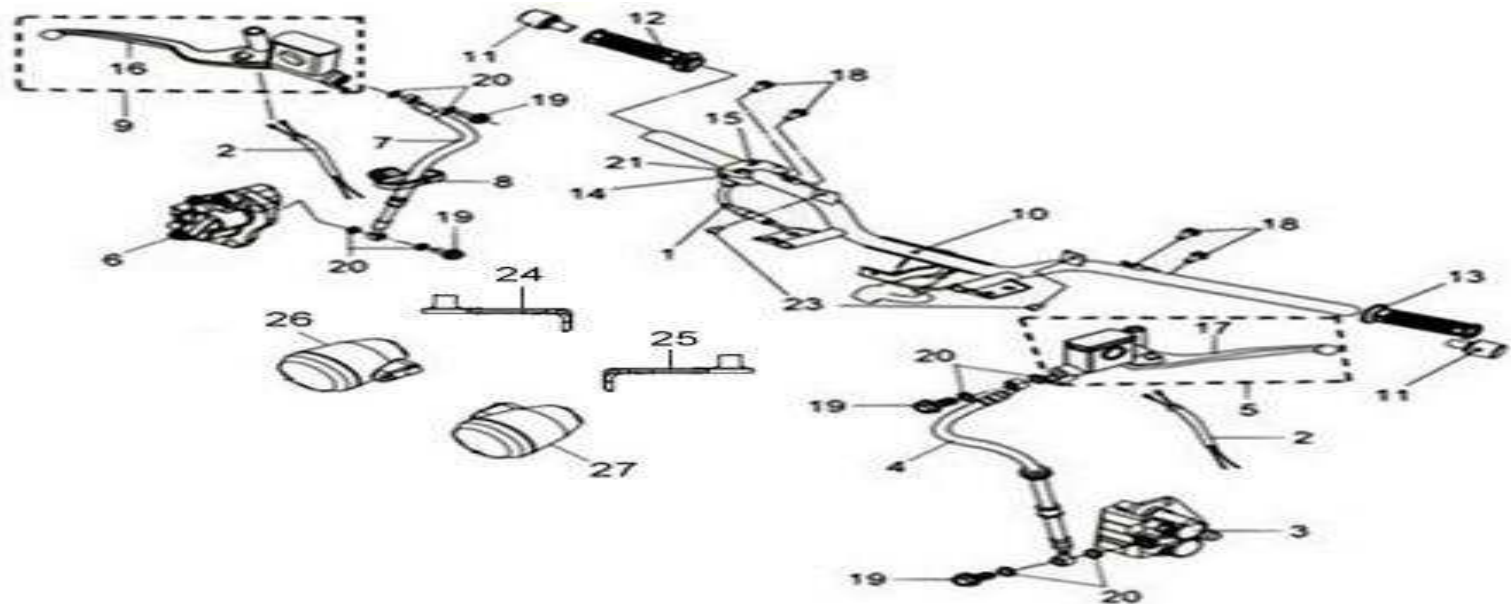
E13

CARBURETOR ASS'Y



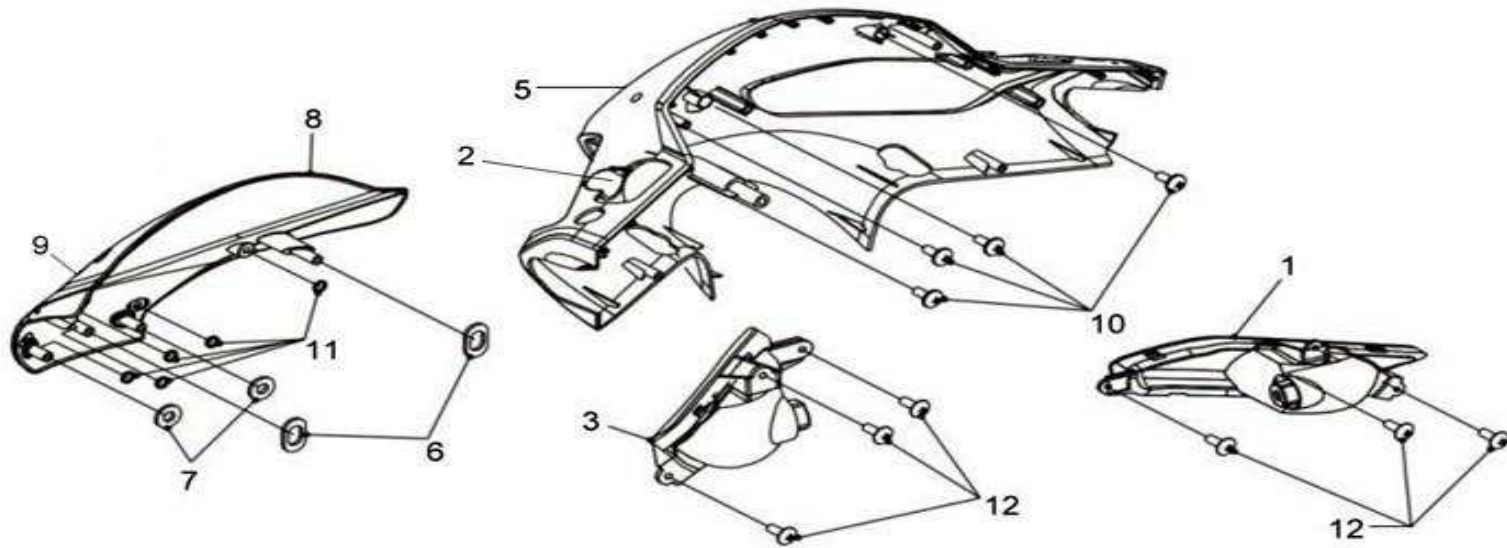
REF NO	PART NUMBER	PART CODE	DESCRIPTION
1	HD-E13-01	1610A-HH4-000	CARBURETOR ASSY
3	HD-E13-03	1711A-H9A-000	INLET PIPE ASSY
4	HD-E13-04	91308-M9Q-000	O-RING 27X2

HANDLE STRG.& BRAKE SYSTEM



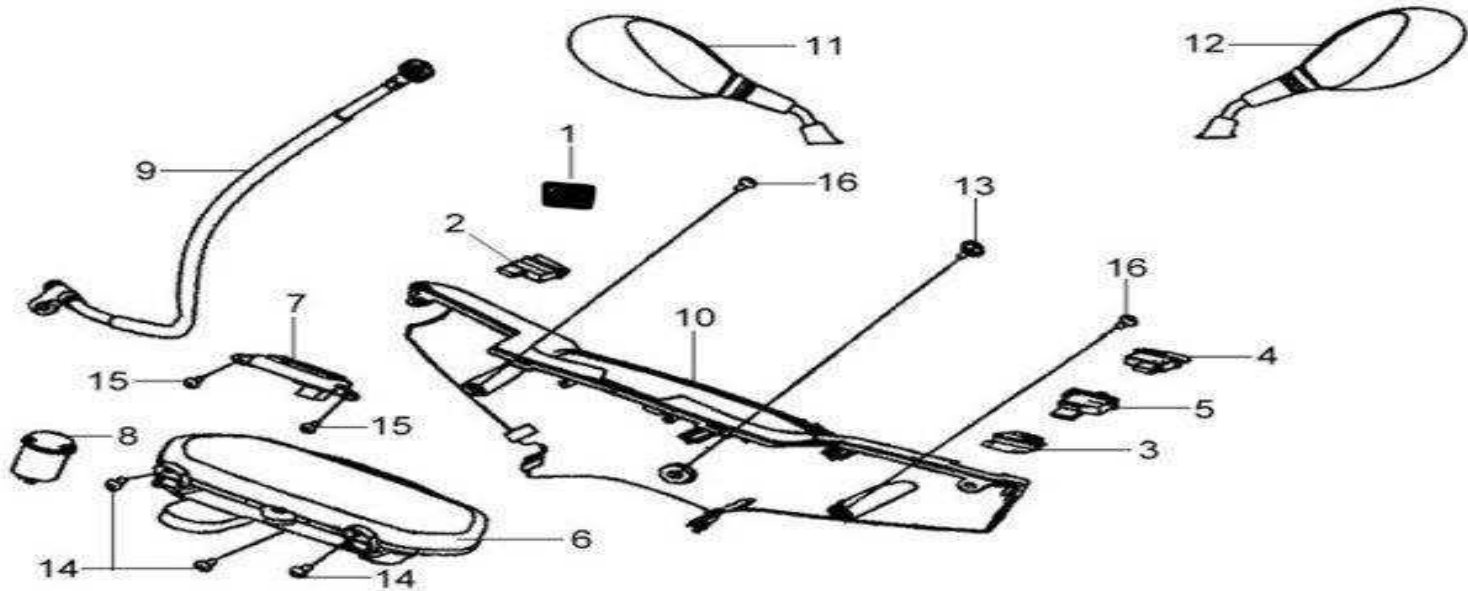
REF NO	PART NUMBER	PART CODE	DESCRIPTION
1	HD-F1-01	17910-HHA-000	THROTTLE CABLE COMP
2	HD-F1-02	32106-H9A-000	SUB. HARNESS
3	HD-F1-03	43100-HHW-000	RR. R. CALIPER ASSY
3-1	HD-F1-03-1	43108-HMA-000-A	BRAKE PAD SET
4	HD-F1-04	43126-HHW-000	RR BRAKE HOSE COMP
5	HD-F1-05	43500-HHW-000	RR. MASTER CYLINDER ASSY
5-1	HD-F1-05-1	35350-LEA-000	RR. STOP SW.
6	HD-F1-06	45100-HHA-000	L.FR CALIPER ASSY
6-1	HD-F1-06-1	43108-H9A-000-A	BRAKE PAD SET
7	HD-F1-07	45126-HHA-000	FR. BRAKE HOSE COMP
9	HD-F1-09	45500-HHM-000	FR. MASTER CYLINDER ASSY
9-1	HD-F1-09-1	35350-LEA-000	RR. STOP SW.
10	HD-F1-10	53100-HHR-000	HANDLE COMP STRG.
11	HD-F1-11	53105-H3A-000	STRG. HANDLE END
12	HD-F1-12	53140-H3A-000	THROTTLE GRIP COMP.
13	HD-F1-13	53166-H3A-000	L HANDLE GRIP
14	HD-F1-14	53167-H09-900	THROT. UND HOUSING
15	HD-F1-15	53168-H09-000	THROT. UP HOUSING
16	HD-F1-16	53175-HHA-000	R.STEERING HANDLE LEVER
17	HD-F1-17	53178-HHW-000	L. HANDLE LEVER
19	HD-F1-19	90145-M9Q-000	OIL BOLT 10X22
20	HD-F1-20	90545-M9Q-000	OIL BOLT WASHER
24	HD-F1-24	53207-HHM-000	FR. R WINKER STAY
25	HD-F1-25	53208-HHM-000	FR. L WINKER STAY
26	HD-F1-26	33400-TAW-000	RH. FR WINKER ASSY
26-1	HD-F1-26-1	33402-TAW-900	WINKER LENS
27	HD-F1-27	33450-TAW-000	LH. FR WINKER ASSY
27-1	HD-F1-27-1	33402-TAW-900	WINKER LENS

FR. HANDLE COVER & WINKER



REF NO	PART NUMBER	PART CODE	DESCRIPTION
1	HD-F2-01	33400-HHA-900	FR. R. WINKER ASSY
2	HD-F2-02-BK	53209-HHA-000-JZ	BRAKE FLUID MAIN LID (BK-5395S-D)
2	HD-F2-02-BK	53209-HHA-000-KJ	BRAKE FLUID MAIN LID (BK-001BUP)
2	HD-F2-02-GY	53209-HHA-000-GB	BRAKE FLUID MAIN LID (GY-096S)
2	HD-F2-02-RD	53209-HHA-000-RT	BRAKE FLUID MAIN LID (R-010CA)
2	HD-F2-02-GY2	53209-HHA-000-GY2	BRAKE FLUID MAIN LID (GY-7450U)
3	HD-F3-03	33450-HHA-900	FR. L. WINKER ASSY
5	HD-F2-05-BK	5320E-HHP-000-JZ	FR. HANDLE COVER SUB ASSY(BK-5395S-D)
5	HD-F2-05-BK	5320E-HHP-000-KJ	FR. HANDLE COVER SUB ASSY(BK-001BUP)
5	HD-F2-05-GY	5320E-HHP-000-GB	FR. HANDLE COVER SUB ASSY(GY-096S)
5	HD-F2-05-RD	5320E-HHP-000-RT	FR. HANDLE COVER SUB ASSY(R-010CA)
5	HD-F2-05-GY2	5320E-HHP-000-GY2	FR. HANDLE COVER SUB ASSY(GY-7450U)
6	HD-F2-06	53271-HHR-000	GROMMET A
7	HD-F2-07	53272-HHR-000	GROMMET B
8	HD-F2-08	5327E-HHR-000	HANDLE VISOR SUB ASSY
8-1	HD-F2-08-1	87121-TFA-000	SYM MARK
9	HD-F2-09	53280-HHR-000	HANDLE GARNISH
11	HD-F2-11	90313-M3C-000	PUSH NUT

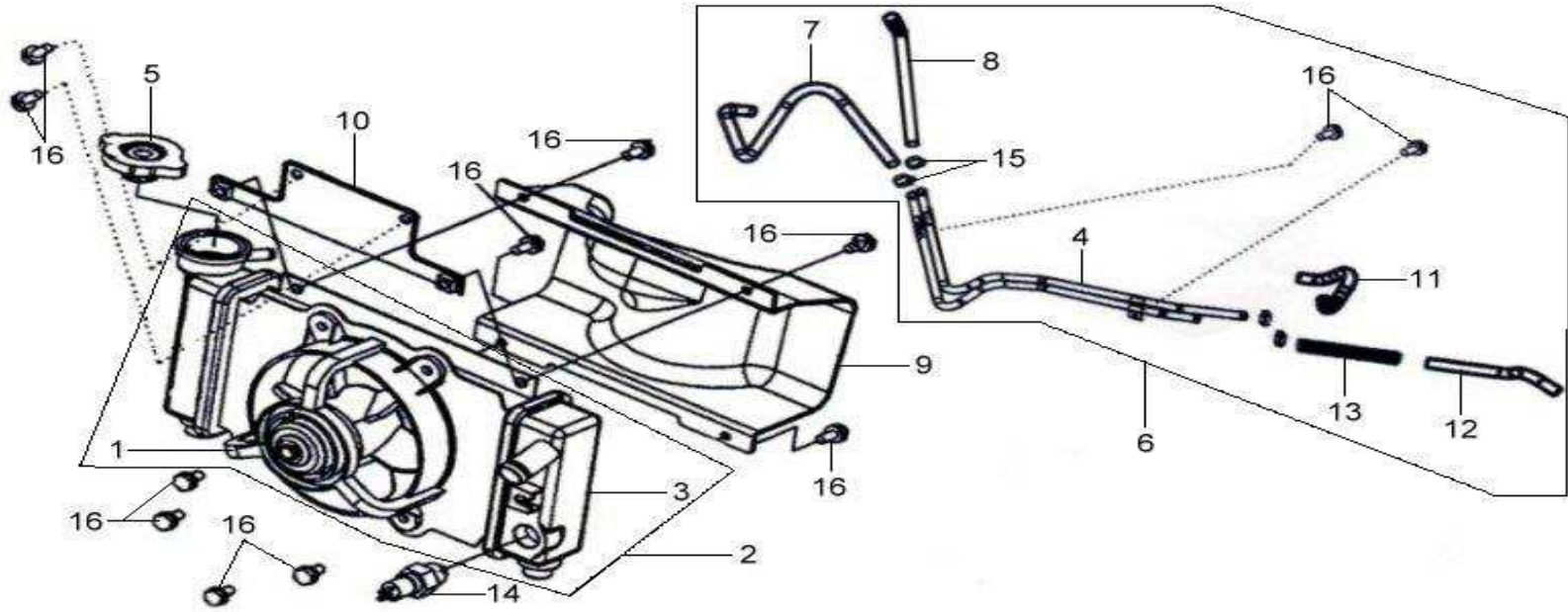
SPEEDOMETER & BACK MIRROR



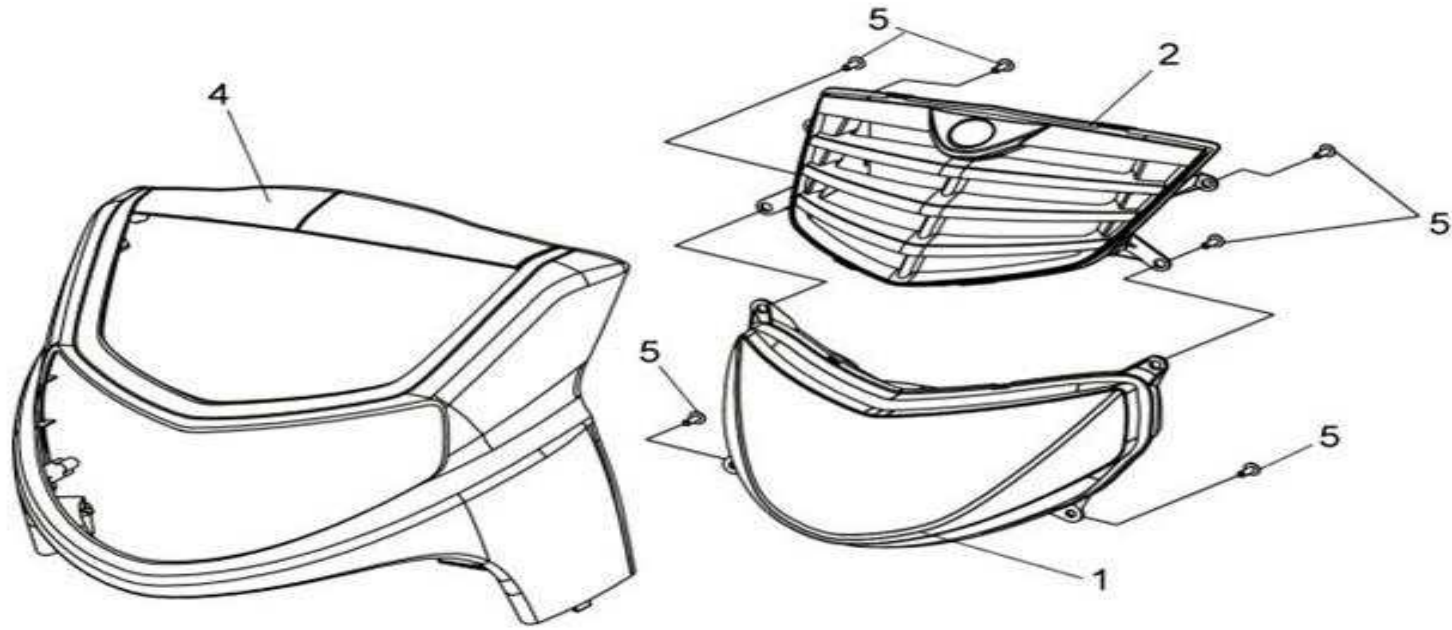
REF NO	PART NUMBER	PART CODE	DESCRIPTION
1	HD-F3-01	53207-HBK-000	LIGHT SW. CAP
2	HD-F3-02	35160-M9Q-000	START SWITCH UNIT
3	HD-F3-03	35170-M9Q-000	SW. UNIT DIMMER & PASSING
4	HD-F3-04	35180-M9Q-000	HORN SWITCH UNIT
5	HD-F3-05	35200-M9Q-000	WINKER SWITCH ASSY
6	HD-F3-06	37200-HHM-900	SPEEDOMETER ASSY
7	HD-F3-07	37310-T6R-000	CLOCK UNIT
8	HD-F3-08	38301-A31-000	AP WINKER RELAY ASSY.
9	HD-F3-09	44830-HHA-000	SPEEDOMETER CABLE COMP
10	HD-F3-10-BK-JZ	53206-HHA-000-JZ	RR HANDLE COVER BK-5395S-DA
10	HD-F3-10-BK-KJ	53206-HHA-000-KJ	RR.HANDLE COVER BK-001BUP
10	HD-F3-10-GY	53206-HHA-000-GB	RR.HANDLE COVER GY-096S
10	HD-F3-10-RD	53206-HHA-000-RT	RR.HANDLE COVER R-101CA
10	HD-F3-10-GY2	53206-HHA-000-GY2	RR.HANDLE COVER S-GY-7450U
11	HD-F3-11	88110-HAA-910	R. BACK MIRROR
12	HD-F3-12	88120-HAA-910	L. BACK MIRROR

F04

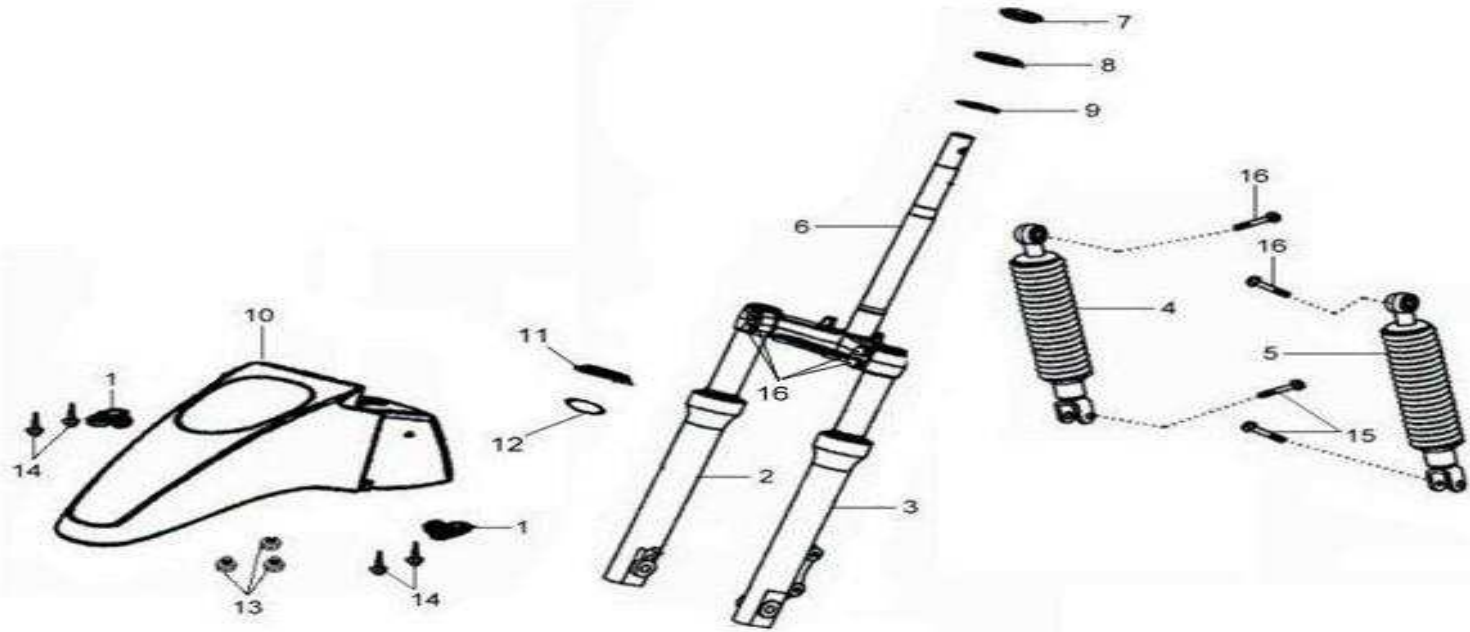
RADIATOR MOUNT



REF NO	PART NUMBER	PART CODE	DESCRIPTION	PRICE
1	HD-F4-01	19005-HHA-000	SHROUD ASSY(cooling fan)	
2	HD-F4-02	19000-HHA-000	RADIATOR SHROUD ASSY	
3	HD-F4-03	19010-HHA-000	RADIATOR COMP	
4	HD-F4-04	19110-HHA-000	R. WATER PIPE COMP	
5	HD-F4-05	19111-HHA-000	RADIATOR FILLER CAP	
6	HD-F4-06	1911A-HHA-000	R. WATER PIPE ASSY	
7	HD-F4-07	19121-HHA-000	RAD.INLET HOSE	
8	HD-F4-08	19123-HHA-000	RAD.OULET HOSE	
9	HD-F4-09	19200-HHA-010	RADIATOR AIR DUCT BA	
10	HD-F4-10	19210-HHA-000	RADIATOR STAY AS	
11	HD-F4-11	19501-HHA-000	WATER HOSE A	
12	HD-F4-12	19503-HHA-000	WATER HOSE CA	
13	HD-F4-13	19604-H01-000	LH. WATER HOSE GUARD WIRE	
14	HD-F4-14	37760-V01-000	THERMO SW ASSY.	
15	HD-F4-15	91405-SS0-003	WATER HOSE CLAMP	

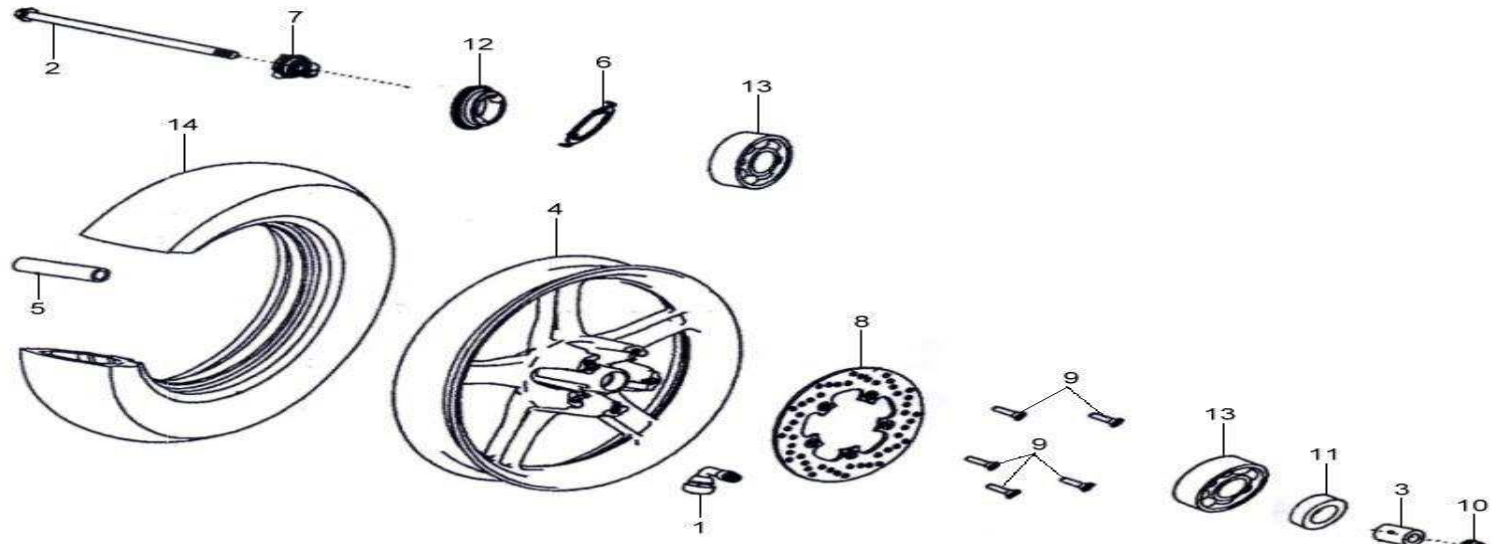


REF NO	PART NUMBER	PART CODE	DESCRIPTION
1	HD-F5-01	33100-HHM-000	HEAD LIGHT ASSY
2	HD-F5-02	50611-HHA-020-BK	RADIATOR AIR DUCT
4	HD-F5-04-BK	6430G-HHM-000-JZ	FR.COVER ASSY BK-5395S-D
4	HD-F5-04-BK	6430G-HHM-000-KJ	FR. COVER ASSY(BK-001BUP)
4	HD-F5-04-GY	6430G-HHM-000-GB	FR. COVER ASSY(GY-096S)
4	HD-F5-04-RD	6430G-HHM-000-RT	FR. COVER ASSY(R-010CA)
4	HD-F5-04-GY2	6430G-HHM-000-GY2	FR. COVER ASSY(GY-7450U)
5	HD-F5-05	87123-HHA-000	S-LOGO STRIPE (25MM)



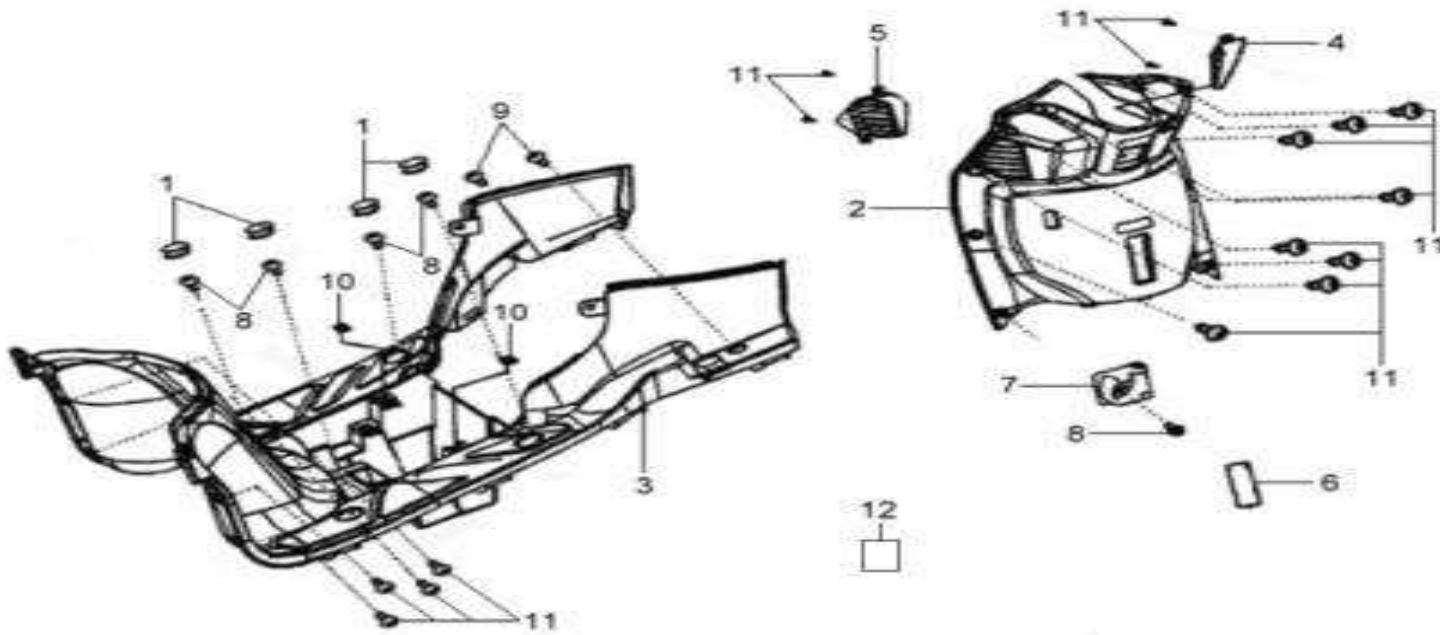
REF NO	PART NUMBER	PART CODE	DESCRIPTION
1	HD-F6-01	45451-N02-000	WIRE GROMMET
2	HD-F6-02	51400-HHA-000	R. FR. CUSHION ASSY
3	HD-F6-03	51500-HHA-000	L. FR. CUSHION ASSY
4	HD-F6-04	52400-H9B-800	R.RR. CUSHION ASSY.
5	HD-F6-05	52450-H9B-800	L.RR. CUSHION ASSY.
6	HD-F6-06	53200-HHA-010	STRG. STEM COMP. (Φ34)
7	HD-F6-07	53212-HHA-000	BOTTOM STRG. CONE RACE
8	HD-F6-08	53214-HHA-000	STRG. HD DUST SEAL
9	HD-F6-09	53215-HHA-000	S DUST SEAL WASHER(34.5X52X.6)
10	HD-F6-10-BK-JZ	61100-HHA-010-JZ	FR.FENDER A (BK-5395S-D)
10	HD-F6-10-BK-KJ	61100-HHA-010-KJ	FR.FENDER A BK-001BUP
10	HD-F6-10-GY	61100-HHA-010-GB	FR.FENDER A GY-096S
10	HD-F6-10-RD	61100-HHA-010-RT	FR.FENDER A R-101CA
10	HD-F6-10-GY2	61100-HHA-010-GY2	FR.FENDER A GY-7450U
11	HD-F6-11	13331-01806	DUST SEAL
12	HD-F6-12	13331-01506	OIL SEAL
13	HD-F6-13	90111-M9Q-900	FLANGE BOLT(MFZn2-C)6MM
14	HD-F6-14	93903-34320	TAPPING SCREW 4X12
15	HD-F6-15	95801-08035-07	FLANGE BOLT M8X35
16	HD-F6-16	95801-10040-08	FLANGE BOLT 10X40

FR. CAST WHEEL



REF NO	PART NUMBER	PART CODE	DESCRIPTION
1	HD-F7-01	42753-KJ9-000	VALVE RIM (PVR-70B)
2	HD-F7-02	44301-HHA-000	FR. WHEEL AXLE
3	HD-F7-03	44311-M67-000	FR. WHEEL SIDE COLLAR
4	HD-F7-04	44601-HHA-000-SH	FR.CAST WHEEL COMP.
5	HD-F7-05	44620-HHA-000	FR. AXLE DISTANCE COLLAR
6	HD-F7-06	44680-410-000	GEAR BOX RETAINER
7	HD-F7-07	44800-M67-000	GEAR BOX ASSY
8	HD-F7-08	45121-HHA-000	FR. BRAKE DISK ϕ 220
9	HD-F7-09	90105-KR3-000	FR. DISK BOLT 8X24
10	HD-F7-10	90306-M9Q-000	SELF LOCK NUT 12MM
11	HD-F7-11	91252-030-005	OIL SEAL 23X37X7
12	HD-F7-12	91258-410-006	DUST SEAL 40X50X5
13	HD-F7-13	96140-63010-10	RAD.BALL.BRG.6301TU/2A
14	HD-F7-14	1T011008016-4PR-1075	TIRE 100-80-16 4PR DM1075

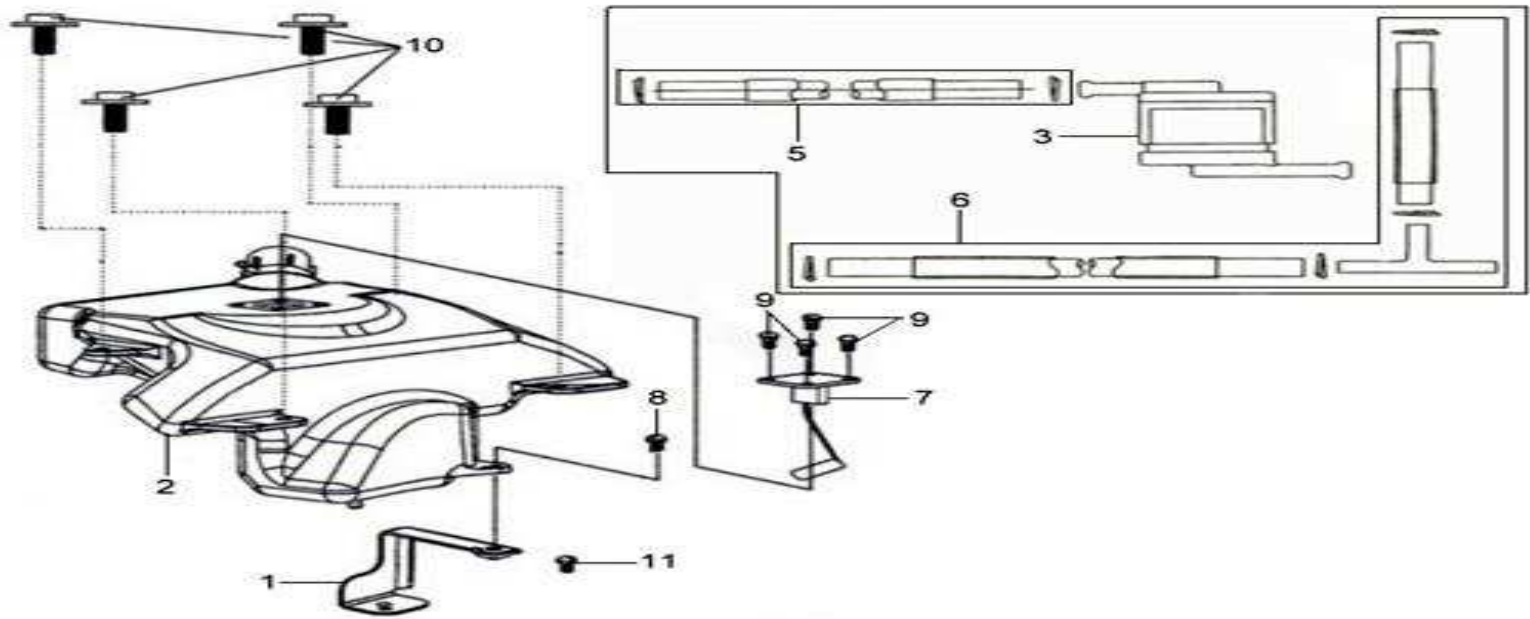
INNER BOX & FLOOR PANEL



REF NO	PART NUMBER	PART CODE	DESCRIPTION
1	HD-F8-01	50612-F02-010-KA	CAP A FLR STEP (BK-001U)
2	HD-F8-02-BK	64304-HHA-000-KJ	INNER BOX BK-001BUP
2	HD-F8-02-GY	64304-HHA-000-GB	INNER BOX GY-096SA
2	HD-F8-02-RD	64304-HHA-000-RT	INNER BOX R-101CA
2	HD-F8-02-GY2	64304-HHA-000-GY2	INNER BOX GY-7450UA
2	HD-F8-02-BK	64304-HHA-000-JZ	INNER BOX (BK-5395S-D)
3	HD-F8-03	64310-HHM-000-KA	FLOOR PANEL(BK-001U)
4	HD-F8-04	64315-HHA-010-KA	OUTER R AIR BK-001UA
5	HD-F8-05	64316-HHA-010-KA	OUTER L. AIR BK-001UA
6	HD-F8-06-BK	64318-HHA-000-KJ	FRAME NO. LID BK-001BUP
6	HD-F8-06-GY	64318-HHA-000-GB	FRAME NO. LID GY-096SA
6	HD-F8-06-RD	64318-HHA-000-RT	FRAME NO. LID R-101CA
6	HD-F8-06-GY2	64318-HHA-000-GY2	FRAME NO. LID GY-7450UA
6	HD-F8-06-RK	64318-HHA-000-JZ	FRAME NO. LID (BK-5395S-D)
7	HD-F8-07	81132-H6T-000-KA	LUGGAGE HOOK (BK-001U)
8	HD-F8-08	90111-M9Q-800	FLANGE BOLT 6MM
9	HD-F8-09	90118-T15-000	SCREW WASHER 5X14(COLORFUL)
10	HD-F8-10	90308-X04-000	SPECIAL NUT 5MM
12	HD-F8-12	33742-TAP-000	SIDE REFLEX REFLECTOR

F09

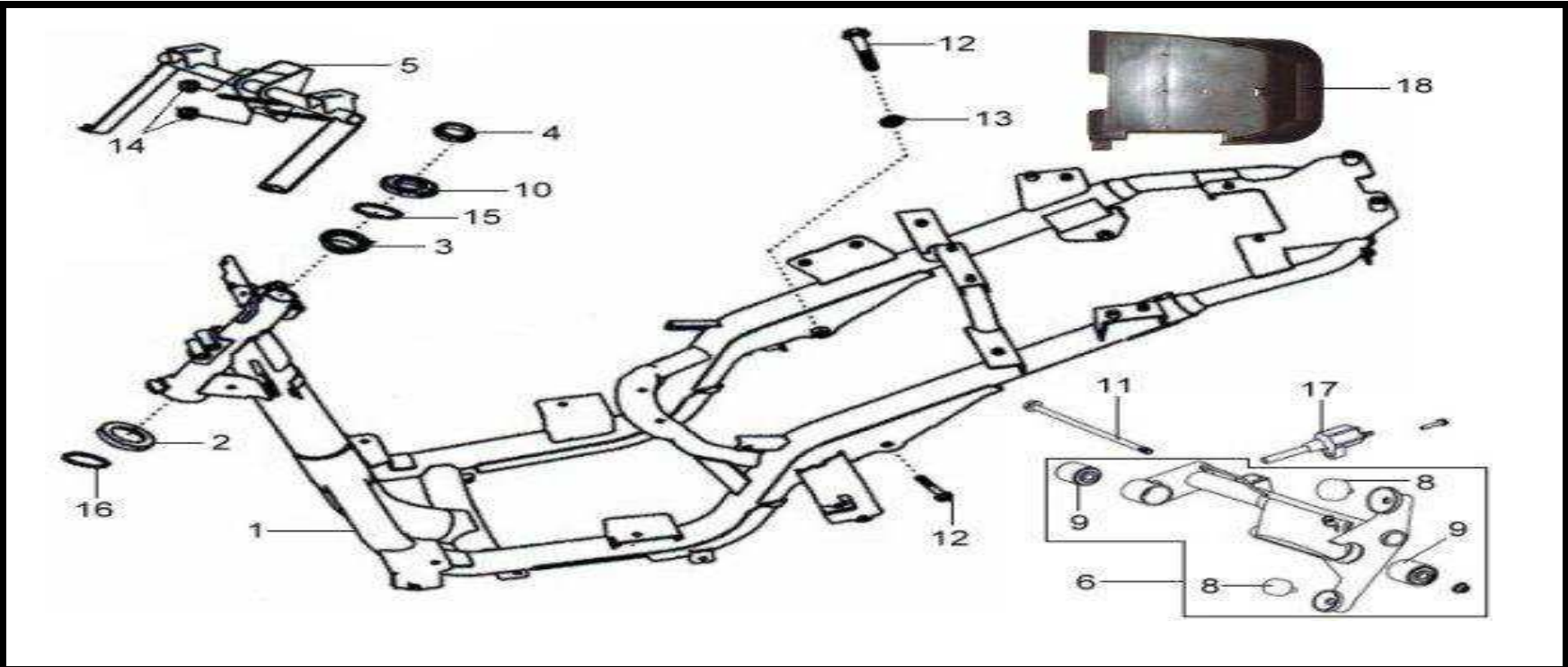
FUEL TANK



REF NO	PART NUMBER	PART CODE	DESCRIPTION
1	HD-F9-01	16906-HHA-000	AUTO COCK STAY
2	HD-F9-02	17500-HHM-010	FUEL TANK COMPARTMENT
3	HD-F9-03	17581-HMA-000	FUEL CUT VALVE(LIYANG)
5	HD-F9-05	17686-HHA-000	FUEL BREATHER TANK TUBE
6	HD-F9-06	17687-HH4-000	FUEL TUBE ASSY
7	HD-F9-07	37800-HHA-000	FUEL UNIT

F11

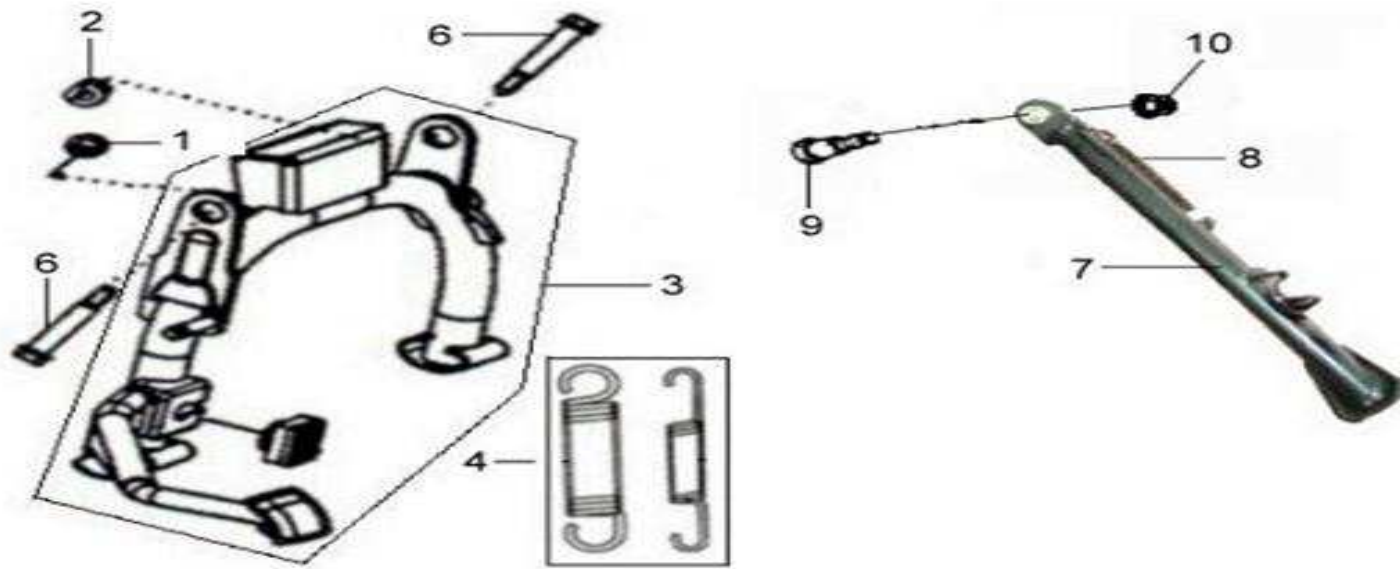
FRAME BODY



REF NO	PART NUMBER	PART CODE	DESCRIPTION
1	HD-F11-01	50100-HGL-010	FRAME BODY COMP
2	HD-F11-02	50301-HHA-000	STRG BALL RACE
3	HD-F11-03	50301-M9Q-000	RACE UP STRG BALL
4	HD-F11-04	50306-M9Q-000	STRG. STEM LOCK NUT
5	HD-F11-05	50310-HHA-005	RADIATOR MOUNT BRACKET
6	HD-F11-06	50350-HHW-000	ENG. HANGER LINK ASSY.
8	HD-F11-08	50352-M9Q-000	STOPPER RUB.
9	HD-F11-09	50353-HHA-000	SWING LOCK BUSH
10	HD-F11-10	53211-M9Q-000	RACE STRG TOP CONE
11	HD-F11-11	90105-H9A-000	FLANGE BOLT 12X232
15	HD-F11-15	96211-05000	STEEL BALL # 5
16	HD-F11-16	96211-06000	STEEL BALL # 6 3/16
17	HD-F11-17	3051A-H9A-000	IGN. COIL ASSY
18	HD-F11-18	50613-HHA-000	UNDER COVER

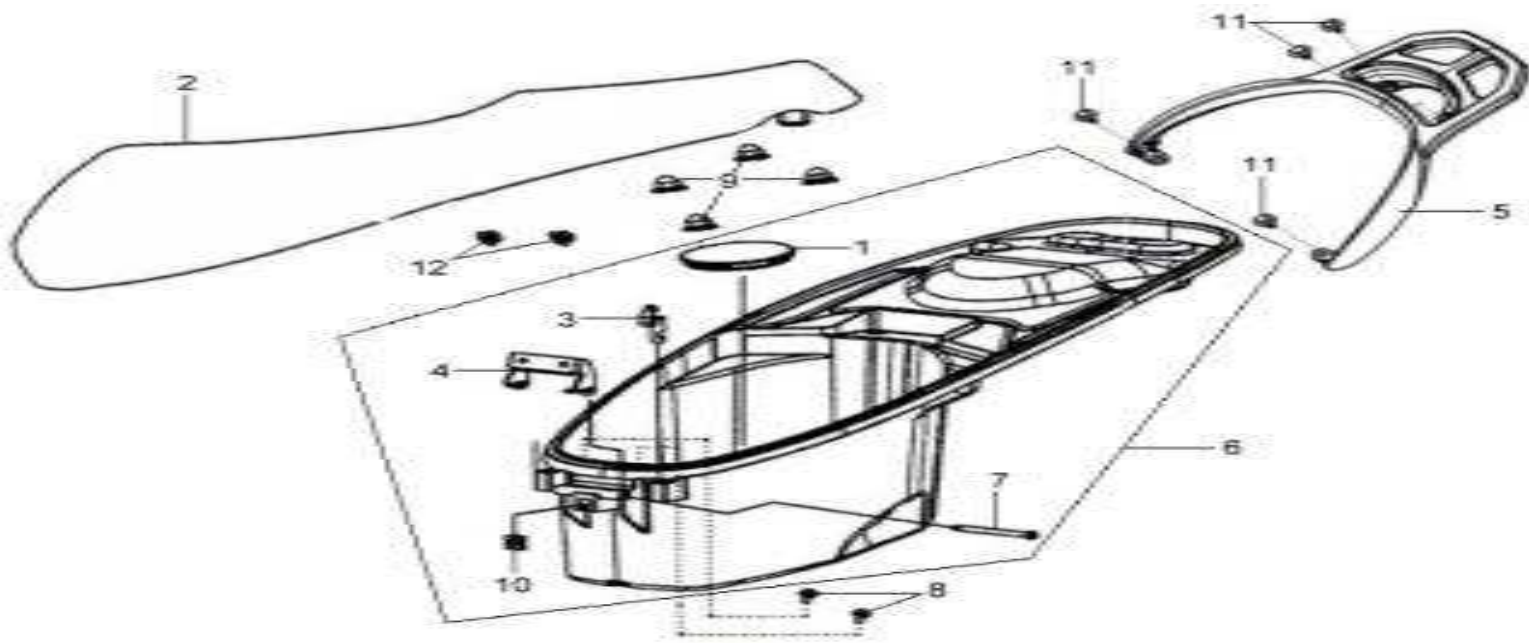
F12

MAIN STAND

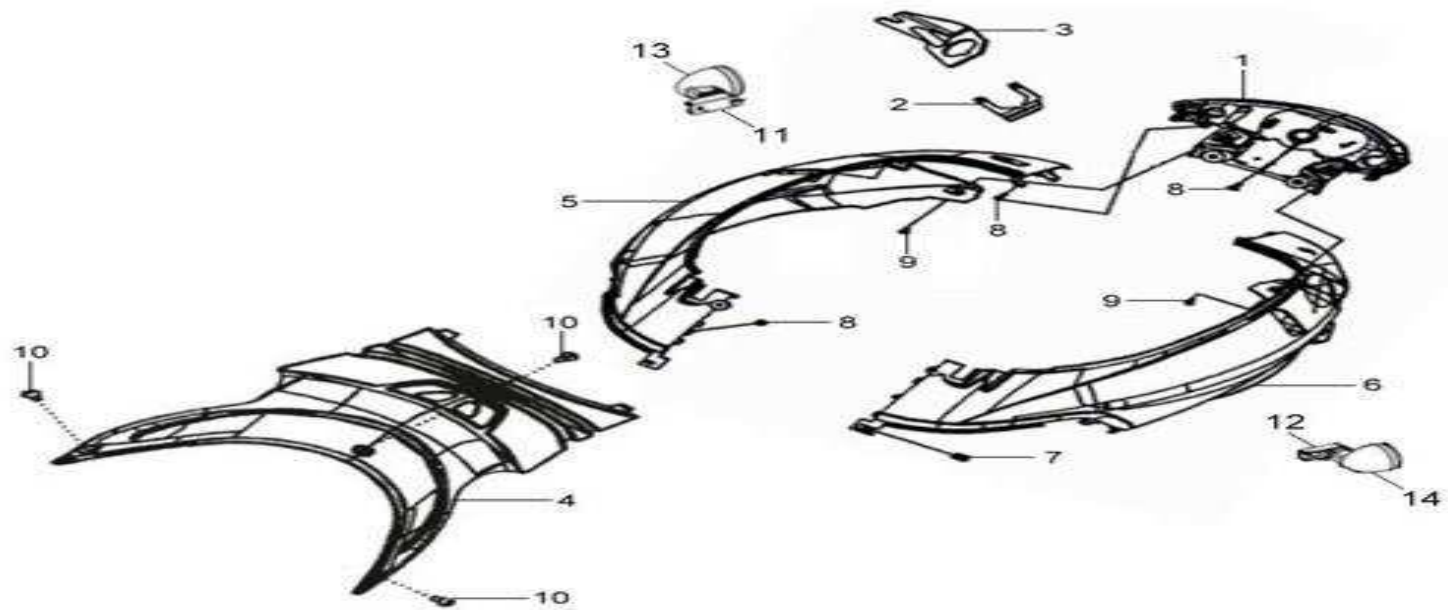


REF NO	PART NUMBER	PART CODE	DESCRIPTION
1	HD-F12-01	50502-HHA-000	MAIN STAND COLLAR
2	HD-F12-02	50503-HHA-000	MAIN STAND COLLAR
3	HD-F12-03	5050A-HHA-000	MAIN STAND ASSY.
4	HD-F12-04	5052A-H9A-000	MAIN STAND SPG.ASSY
6	HD-F12-06	90116-HHA-000	MAIN STAND PIVOT BOLT
7	HD-F12-07	50530-HHE-000	SIDE STAND COMP
8	HD-F12-08	95014-72204	SIDE STAND SPRING
9	HD-F12-09	90108-HHE-000	SIDE STAND PIVOT SCREW
10	HD-F12-10	94030-08080	HEX NUT 8MM

DOUBLE SEAT & LUGGAGE BOX



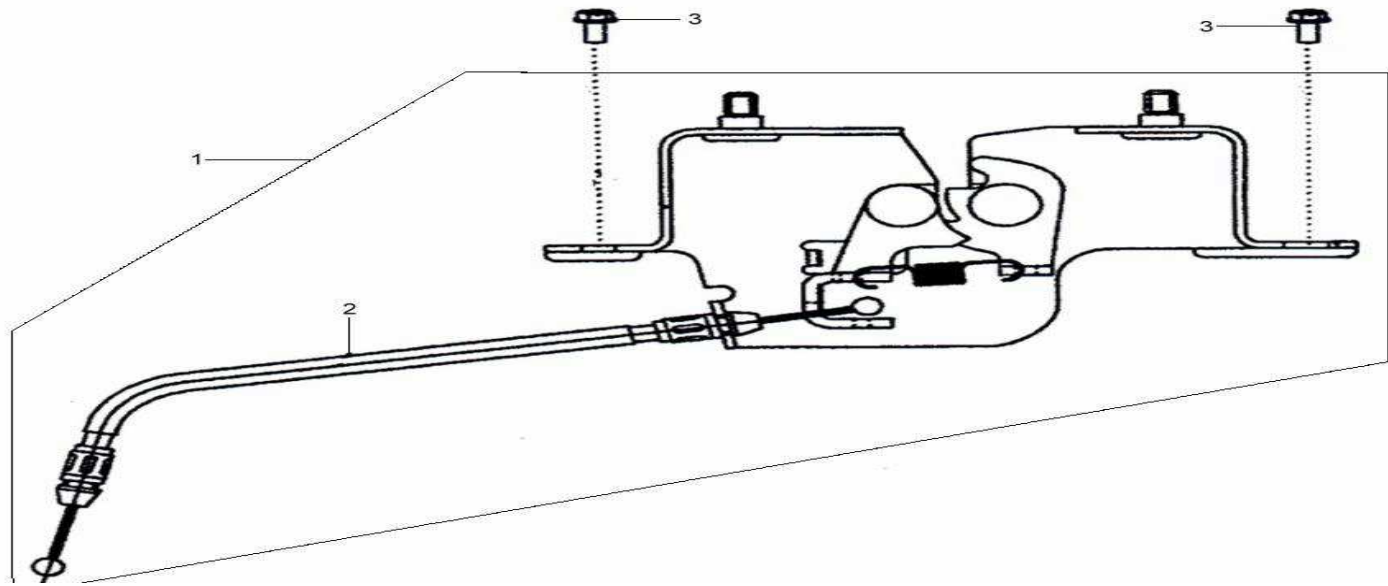
REF NO	PART NUMBER	PART CODE	DESCRIPTION
1	HD-F13-01	64365-M8Q-000	FR. COVER CAP (NH-111)
2	HD-F13-02	77100-HHM-000	DOUBLE SEAT ASSY. (BK-001U)
2	HD-F13-02	77100-HHA-910	DOUBLE SEAT ASSY.
3	HD-F13-03	77106-T36-000	HELMET HOOK
4	HD-F13-04	77201-HHA-000	SEAT HINGE COMP.
5	HD-F13-05	81200-HHA-000-SO	RR. GRIP (S-421S)
6	HD-F13-06	8126A-HH4-000-KA	LUGGAGE BOX ASSY BK-001U
7	HD-F13-07	90105-HHA-000	SEAT HINGE SCREW
8	HD-F13-08	90111-M9Q-800	FLANGE BOLT 6MM
9	HD-F13-09	90301-M9Q-900	OPEN STAY NUT 6MM
10	HD-F13-10	90308-X04-000	SPECIAL NUT 5MM
11	HD-F13-11	90105-H7A-010	SPECIAL BOLT 8MM
12	HD-F13-12	94050-06080	FLANGE NUT 6MM



REF NO	PART NUMBER	PART CODE	DESCRIPTION
1	HD-F14-01	33700-HHM-000	TAIL LIGHT ASSY.
1-1	HD-F14-01-1	34906-M70-000	BULB TAIL LIGHT(E-mark)12V
1-2	HD-F14-01-2	34908-M70-000	POSITION BULB 12V-5W (E)
2	HD-F14-02	75581-T53-000	SET SPG LOCK KEY
3	HD-F15403	77236-HAA-000	SEAT LOCK WASHER
4	HD-F14-04	80152-HHA-000-KA	CENTER COVER BK-001U
5	HD-F14-05-BK-JZ	8350G-HHR-000-JZ	R BODY COVER ASSY. (BK-5395S-D)
5-1	HD-F14-05-1	87127-HHR-000	R.BODY COVER EMBLEM
5	HD-F14-05-BK-KJ	8350G-HHR-000-KJ	R BODY COVER ASSY.(BK-001BUP)
5	HD-F14-05-GY	8350G-HHR-000-GB	R BODY COVER ASSY. (GY-096S)
5	HD-F14-05-RD	8350G-HHR-000-RT	R.BODY COVER ASSY(R-010CA)
5	HD-F14-05-GY2	8350G-HHR-000-GY2	R BODY COVER ASSY (GY-7450U)
6	HD-F14-06-BK-JZ	8360G-HHR-000-JZ	L BODY COVER ASSY.(BK-5395S-D)
6-1	HD-F14-06-1	87128-HHR-000	L.BODY COVER EMBLEM
6	HD-F14-06-BK-KJ	8360G-HHR-000KJ	L BODY COVER ASSY.(BK-001BUP)
6	HD-F14-06-GY	8360G-HHR-000-GY	L BODY COVER ASSY.(GY-096S)
6	HD-F14-06-RD	8360G-HHR-000-RT	L.BODY COVER ASSY(R-010CA)
6	HD-F14-06-GY2	8360G-HHR-000-GY2	L.BODY COVER ASSY (GY-7450U)
7	HD-F14-07	90308-X04-000	SPECIAL NUT 5MM
11	HD-F14-11	80105-HHM-000	RR. R WINKER STAY
11	HD-F14-11	80105-HHM-010	RR. R WINKER STAY
12	HD-F14-12	80106-HHM-000	RR. L WINKER STAY
12	HD-F14-12	80106-HHM-010	RR. L WINKER STAY
13	HD-F14-13	33600-TAW-000	RR. R WINKER ASSY
13-1	HD-F14-13-1	33402-TAW-900	WINKER LENS
13-2	HD-F14-13-2	34905-B06-000-E	WINKER BULB(AT1221E)12V10W
14	HD-F14-14	33650-TAW-000	RR. L WINKER ASSY
14-1	HD-F14-14-1	33402-TAW-900	WINKER LENS
14-2	HD-F14-14-2	34905-B06-000-E	WINKER BULB(AT1221E)12V10W

F15

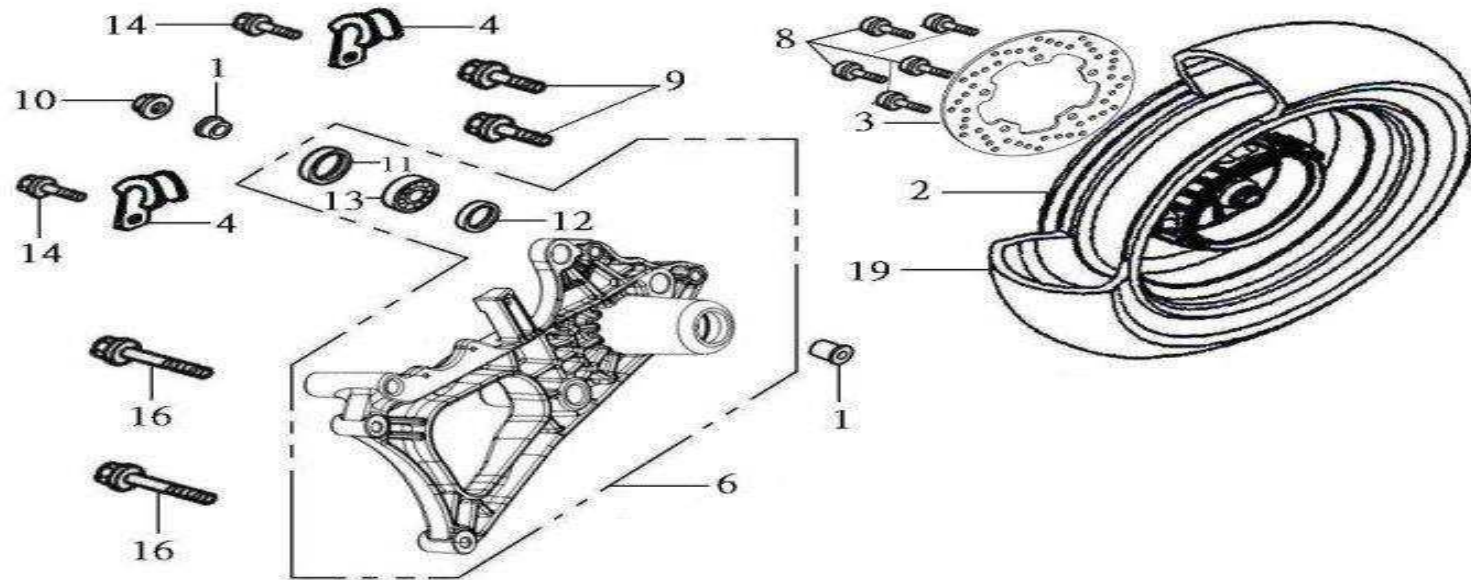
SEAT CATCH ASSY



REF NO	PART NUMBER	PART CODE	DESCRIPTION
1	HD-F15-01	77230-HHA-000	SEAT CATCH ASSY
2	HD-F15-02	77240-HHA-000	SEAT LOCK CABLE
3	HD-F15-03	95801-06012-08	FLANGE BOLT

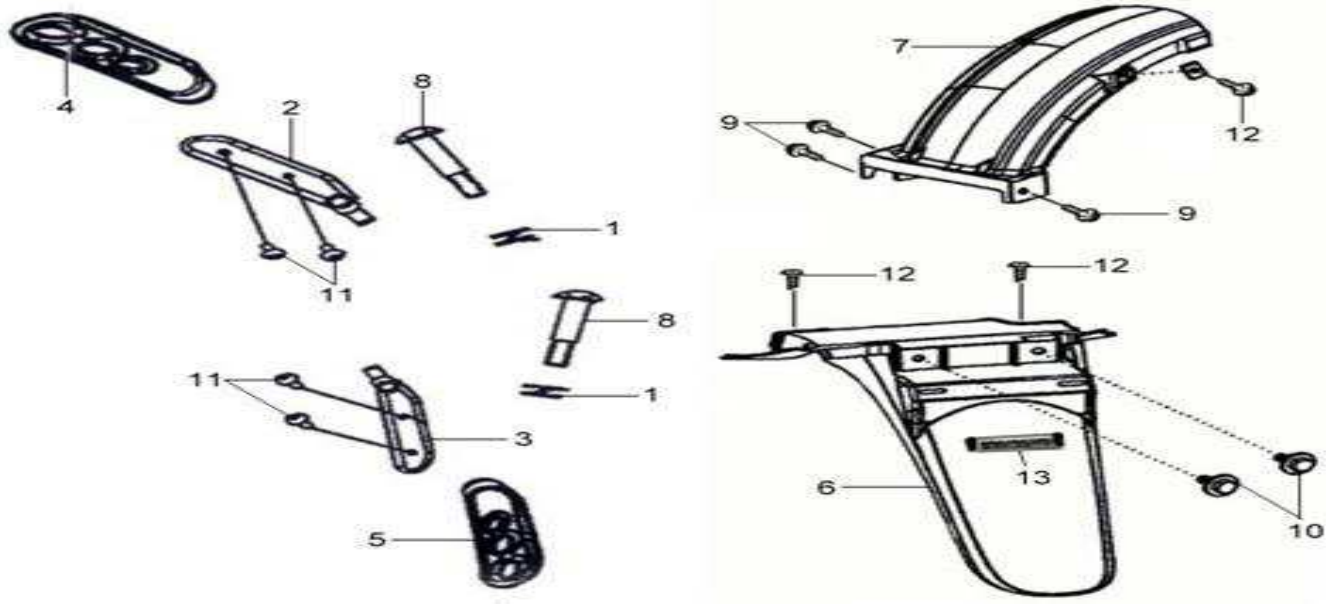
F16

RR. CAST WHEEL



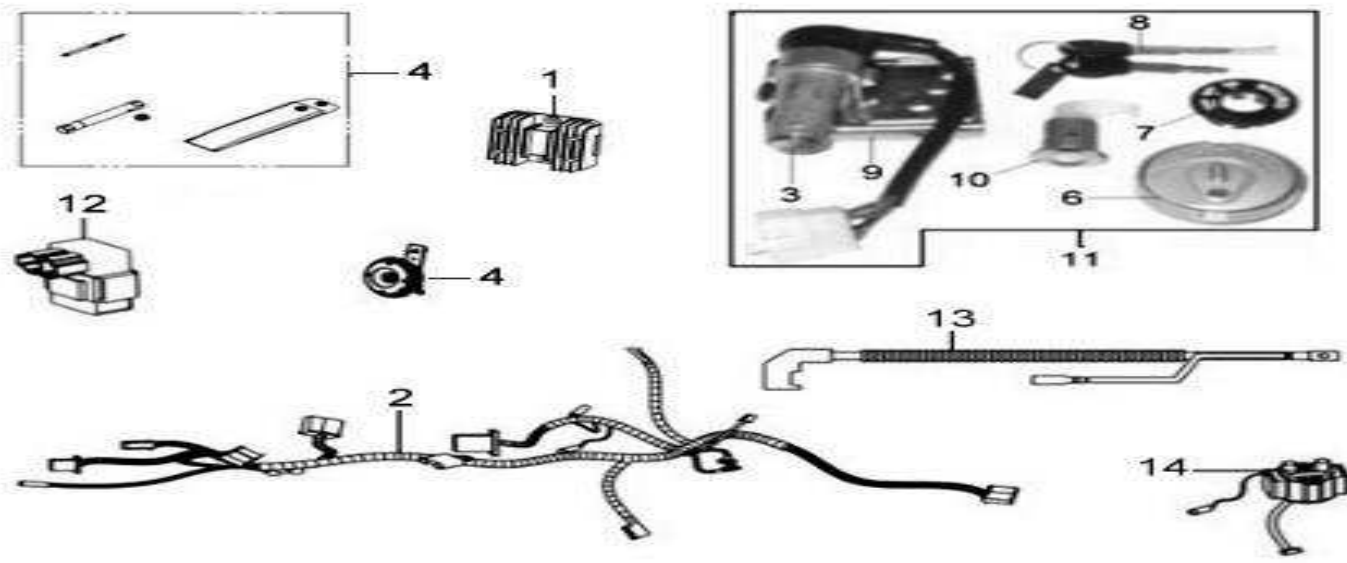
REF NO	PART NUMBER	PART CODE	DESCRIPTION
1	HD-F16-01	42311-H9A-000	RR. AXLE COLLAR
2	HD-F16-02	42601-HHW-000-SH	RR. CAST WHEEL COMP(S-877C)
3	HD-F16-03	43121-HMA-000	RR. BRAKE DISK
4	HD-F16-04	45156-H3C-000	RR. BRAKE HOSE CLAMP
6	HD-F16-06	5210A-HHR-000	RR. FORK ASSY.
8	HD-F16-08	90105-KR3-000	FR. DISK BOLT 8X24
11	HD-F16-11	90754-H9A-000	DUST SEAL 26X47X7
12	HD-F16-12	90755-H3C-000	DUST SEAL 26X35X7
13	HD-F16-13	91051-H9A-000	RADIAL BALL BRG.6303ZZC3/L106
19	HD-F16-19	1T011307012-4PR-6029	RR. TUBELESS TIRE 6029 64L

STEP BAR & RR. FENDER



REF NO	PART NUMBER	PART CODE	DESCRIPTION
1	HD-F17-01	28322-M9Q-300	KICK STARTER KNUCKLE SPRING
2	HD-F17-02	50631-HHA-000	R STEP BAR COMP
3	HD-F17-03	50632-HHA-000	L STEP BAR COMP
4	HD-F17-04	50633-HHA-000	R. STEP BAR COVER BK-001U
5	HD-F17-05	50634-HHA-000	L. STEP BAR COVER BK-001U
6	HD-F17-06	80100-HHA-900	RR.FENDER (BK-001U)
7	HD-F17-07	80102-HHA-000	RR.CENTER FENDER
8	HD-F17-08	90102-H9B-000	STEP BAR BOLT
9	HD-F17-09	90111-M9Q-800	FLANGE BOLT 6MM
10	HD-F17-10	93404-06016-08	BOLT WASHER 6X16
11	HD-F17-11	93903-24220	TAPPING SCREW 4X8
12	HD-F17-12	93903-45380	TAPPING SCREW 5X16
13	HD-F17-13	33741-M9A-000	RR. REFLECTOR

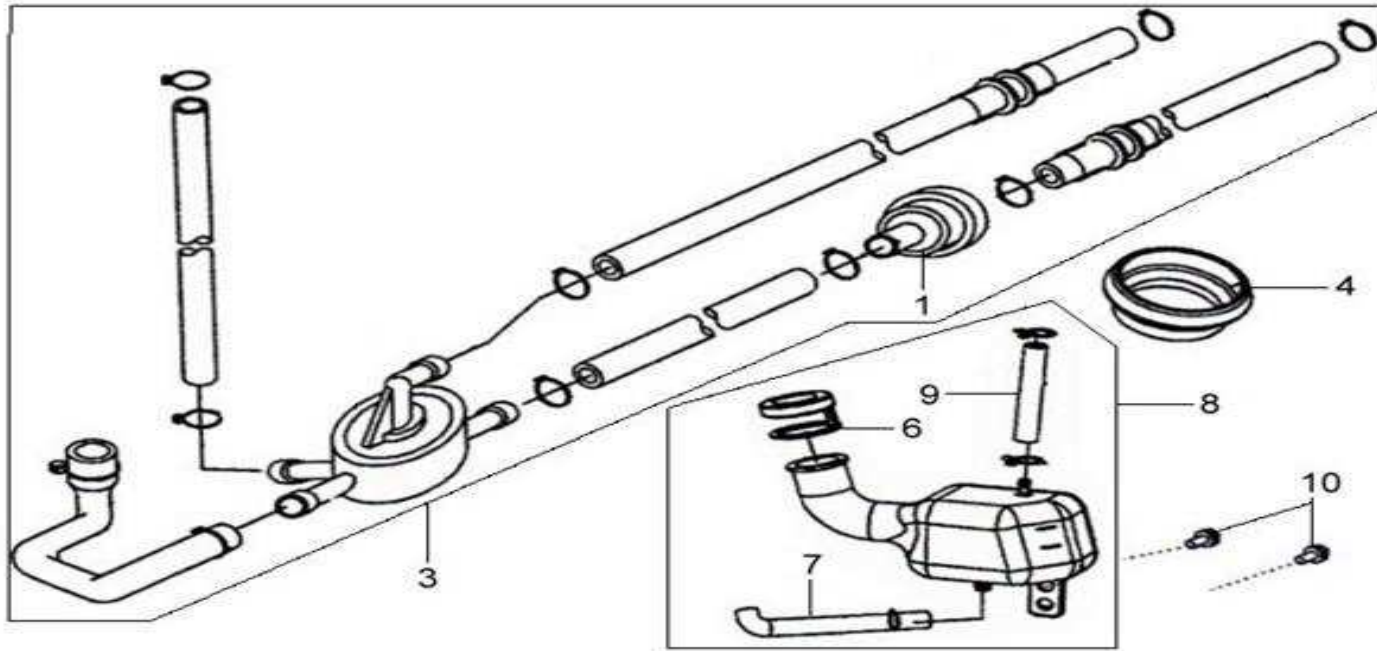
WIRE HARNESS & TOOL SET



REF NO	PART NUMBER	PART CODE	DESCRIPTION	
1	HD-F18-01	31600-M56-000	REG. REC. COMP	
2	HD-F18-02	32100-HHM-000	WIRE HARNESS	
4	HD-F18-04	38110-HHA-000	HORN COMP	
5	HD-F18-05	89010-M92-000	TOOL SET	
6	HD-F18-06	17620-P6A-000	FUEL FILLER CAP COMP	CALL
7	HD-F18-07	35101-HAE-000	LOCK CAP	
8	HD-F18-08	35111-N02-000-A/B	KEY	
9	HD-F18-09	53129-HAA-000	PLATE,HANDLE LOCK	CALL
10	HD-F18-10	77239-T53-000	KEY SEAT LOCK	CALL
11	HD-F18-11	35010-HAE-000	KEY SET	
12	HD-F18-12	30410-HHA-000	C.D.I. UNIT	
13	HD-F18-13	32411-HHA-000	BATTERY CABLE	
14	HD-F18-14	3585A-HHA-000	STARTER MAG. SW. ASSY	

F19

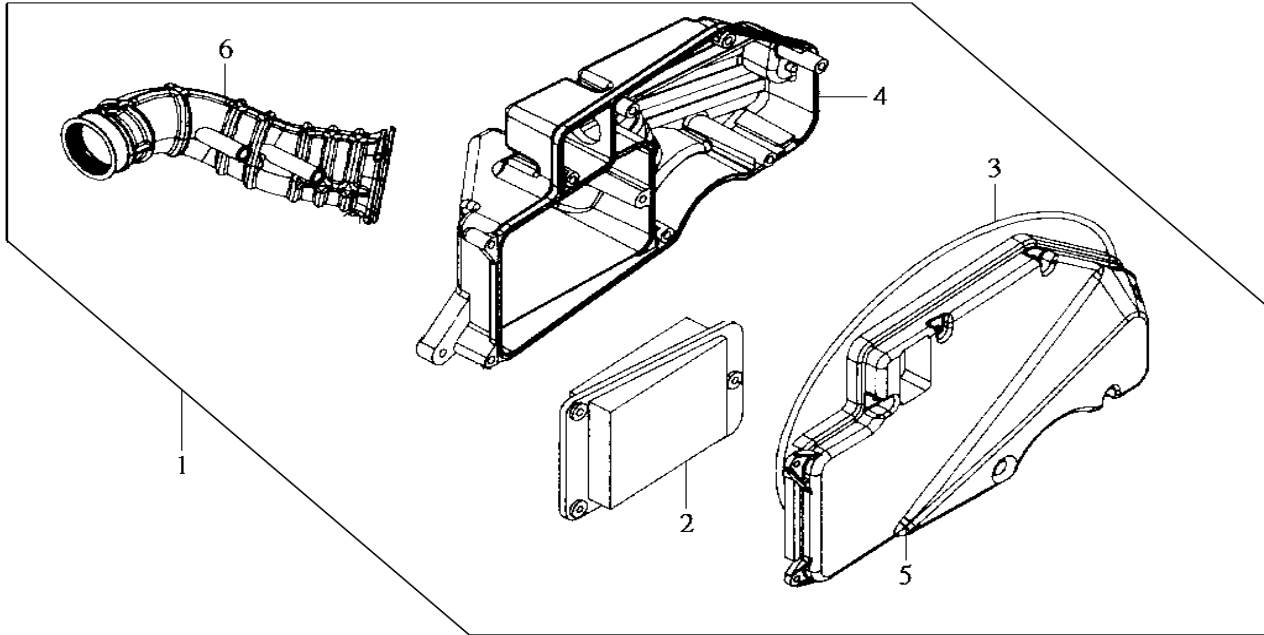
RESERVE TANK & STRAINER ASS'Y



REF NO	PART NUMBER	PART CODE	DESCRIPTION
1	HD-F19-01	16910-GN5-911-M1	FUEL STRAINER
3	HD-F19-03	1695A-HH4-000	FUEL COCK ASSY
4	HD-F19-04	17509-HHA-010	FUEL TANK CAP RUBBER
φ			
7	HD-F19-07	19109-HHA-000	RESERVE TANK TUBE
8	HD-F19-08	1910A-HHA-000	RESERVE TANK ASSY
9	HD-F19-09	95005-45400-30	TUBE 4.5X8X400
10	HD-F19-10	95801-06012-08	FLANGE BOLT

F20

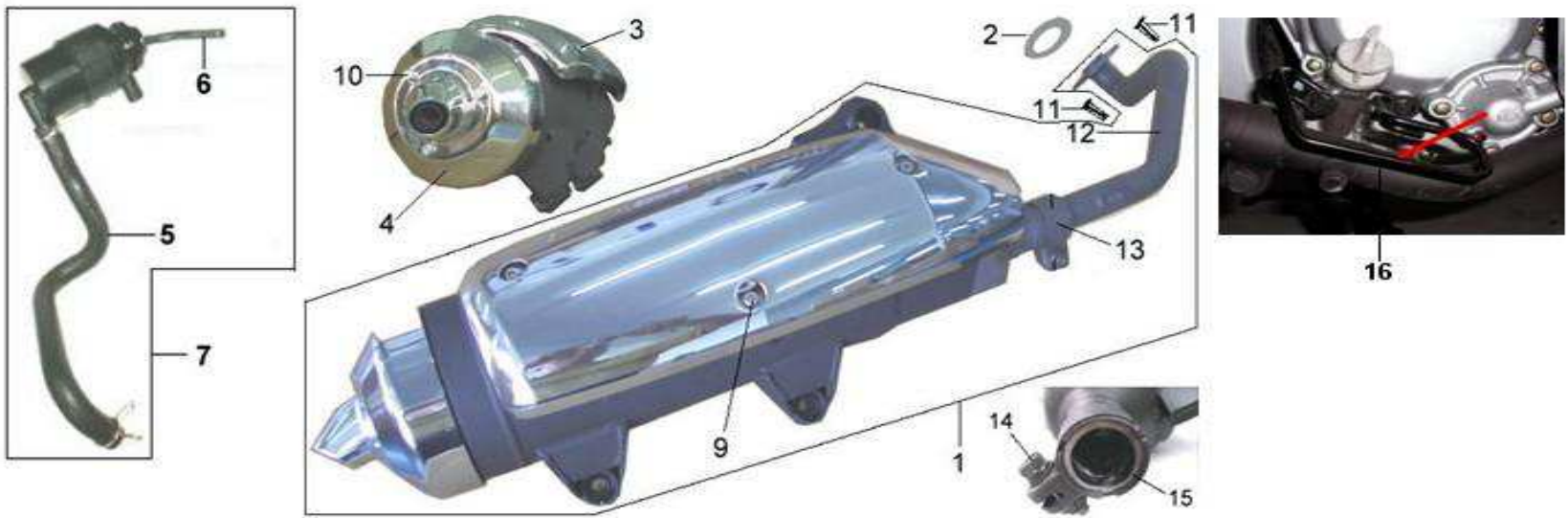
AIR/C ASS'Y



REF NO	PART NUMBER	PART CODE	DESCRIPTION
1	HD-F20-01	17200-HH4-000	AIR/C ASSY. A
2	HD-F20-02	17211-HHA-000	AIR/C ELEMENT COMP A
3	HD-F20-03	17214-H6T-000	AIR/C COVER SEAL A
4	HD-F20-04	17230-HHA-000	AIR/C CASE A
5	HD-F20-05	17231-HHA-000	AIR CLEANER CASE COVER A
6	HD-F20-06	17253-H9A-000	AIR/C CONN TUBE A

F21

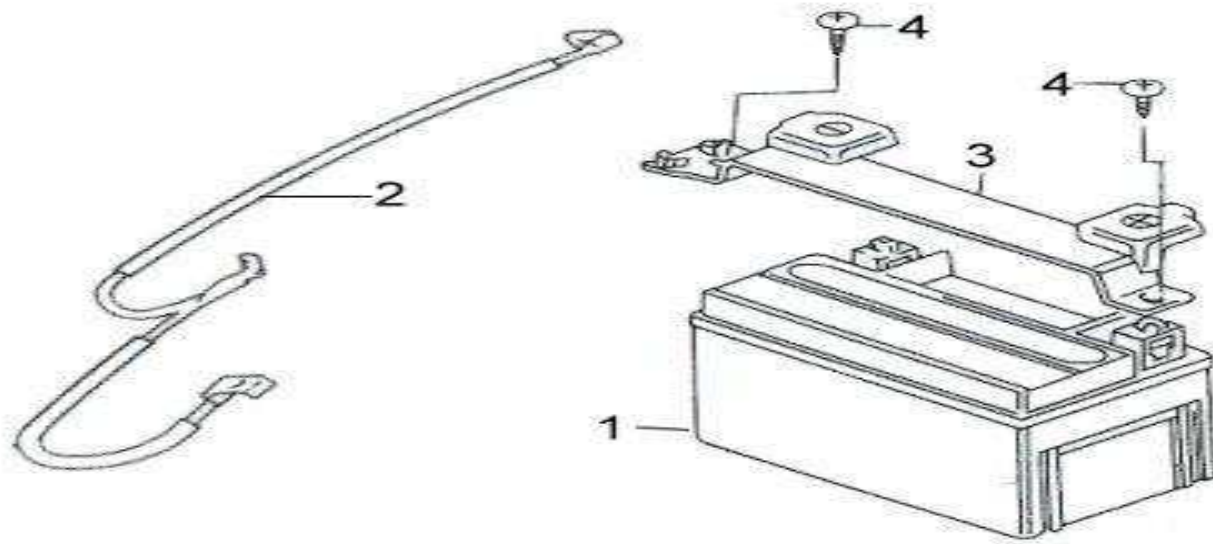
EXHUST MUFFLER



REF NO	PART NUMBER	PART CODE	DESCRIPTION
1	HD-F21-01	18000-HHM-010	MUFFLER ASSY
2	HD-F21-02	18291-H9A-000	EXHAUST PIPE GASKET
3	HD-F21-03	18318-H3F-000	MUFFLER PROTECTOCR
4	HD-F21-04	18328-H9A-000	MUFFLER PROTECTOCR A.
5	HD-F21-05	18655-HHA-000	A.I.A.C. JOINT TUBE
9	HD-F21-09	90110-H3A-000	SPECIAL SCREW 6MM
10	HD-F22-10	90111-H9A-000	SPECIAL BOLT 5mm
11	HD-F22-11	90301-M92-000	MUFFLER JOINT NUT 7MM
12	HD-F22-12	18320-HHA-300	EXH. PIPE COMP
13	HD-F22-13	18321-HLK-000	MUFFLER BAND 35MM
14	HD-F22-14	93403-08032-07	WASHER BOLT
15	HD-F22-15	18322-HLK-300	MUFFLER GASKET
16	HD-F22-16	18241-HHA-000	EXH.MUFFLER PROTECTOR

F22

BATTERY



REF NO	PART NUMBER	PART CODE	DESCRIPTION	PRICE
1	HD-F22-01	1Y01KV701-Y	BATTERY ASSY YTX9-BS(SYM)	CALL
2	HD-F22-02	32412-HHA-000	BATTERY CABLE EARTH	
3	HD-F22-03	50328-M9Q-000	BATTERY BAND	